

UCITS covered by
Directive 2009/65/EC

Ofi Invest ESG Equity Climate Change **Full prospectus**

Date of issue: April 22nd 2024

Ofi Invest Asset Management

Registered Office: 22, rue Vernier, 75017 Paris
A Limited Liability Company with an Executive Board
with capital of EUR 71,957,490 – Companies Register for
Paris No. 335 133 229



ofi invest
Asset Management

Purpose

This document provides you with key information about this investment product. It is not marketing material. The information is required by law to help you understand the nature, risks, costs, potential gains and losses of this product and to help you compare it with other products.

Product

Ofi Invest ESG Equity Climate Change I UNIT • ISIN: FR0000981441

This UCI is managed by Ofi Invest Asset Management - Aéma Groupe

A société anonyme (public limited company) with a Board of Directors – 22, rue Vernier – 75017 Paris
 Call +33 1 40 68 12 94 for more information, or go to our website: <http://www.ofi-invest-am.com>

The French Financial Markets Authority (Autorité des marchés financiers - AMF) is responsible for supervising Ofi Invest Asset Management in relation to this Key Information Document.
 Ofi Invest Asset Management is authorised (under no. GP-92-12) and regulated by the AMF.

This PRIIPS is authorised for marketing in Austria, Portugal, Italy and Spain, and regulated by the Austrian Financial Market Authority (FMA), the Portuguese Securities Market Commission (CMVM), the Italian Companies and Exchange Commission (CONSOB) and the Spanish National Securities Market Commission (CNMV).

Date of production of the KID: 22/04/2024

What is this product?

Type: Undertaking for Collective Investment in Transferable Securities (UCITS) under French law, created in the form of a Mutual Fund (hereinafter the "the Fund")

Term: There is no maturity date for this product, although it was created with a term of 99 years. It may be liquidated or merged with another fund under the conditions set out in the regulations of the Fund.

Objectives: The Fund's objective is to outperform the Stoxx Europe 600 ex UK Net Dividends Reinvested Index by investing in companies with an active approach to the energy and environmental transition.

The Ofi Invest ESG Equity Climate Change's investment universe includes the securities selected by the Stoxx Europe Total Market Index.

The portfolio is built and managed using qualitative analysis of the individual companies within the investment universe. Without disregarding the sector and economic picture, each security is therefore analysed to help managers get an understanding of the competitive positions and the strategy and management quality.

During this analysis phase, the manager performs a study of the company's financial criteria. The main criteria are the growth rate in its medium-term turnover, its operating profit and net profit, its return on capital invested and its capacity to finance growth. Analysis of competitive positions and of whether or not there are barriers to entry, is based around interviews and management visits, and around sectoral or individual research, conducted internally or by selected financial intermediaries.

The management objective is to construct a portfolio of securities that offers significant potential value.

In addition to the financial analysis, as part of their study, the management team:

- analyses non-financial criteria in order to commit to a "Socially Responsible Investment" (SRI) selection of portfolio companies. The non-financial analysis or rating will cover at least 90% minimum of the portfolio's securities (as a percentage of the Fund's net assets, excluding cash).

And:

- analyses the behaviour of the private issuers which are taking the most active approach to the Energy Transition and carbon emissions performance. The universe of sectors that produce high levels of greenhouse gas emissions will be analysed based on two criteria: the Carbon Intensity of the company's activities and how great a role the company is playing in the Energy Transition.

Companies from carbon-intensive sectors that are either "highly risky" or "risky" will be excluded from the investment universe. In addition, the universe of sectors with lower greenhouse gas (GHG) emissions will be created by excluding companies with the lowest scores on environmental factors.

At least 60% minimum of the UCITS' net assets are invested on share markets. In particular, due to its eligibility for the SSP tax scheme, at least 75% minimum of the Fund is invested in securities that are eligible for the SSP. Managers will make opportunistic investments at their discretion, with no constraints on sector allocations, in companies of all sizes listed on OECD markets only.

In addition to these investments, which are central to the strategy, up to 25% maximum of the portfolio may be invested in the following instruments: Debt securities and money-market instruments (from private or public issuers). These instruments are used as part of the cash-management approach for the UCITS. Portfolio security issuers must be rated Investment Grade, under the rating policy put in place by the Management Company.

The manager may take positions in order to hedge the portfolio against an anticipated market downturn or, conversely, in order to expose it to an expected upturn in the same

markets, by using instruments such as futures or options contracts. They are also authorised to hedge the portfolio against exchange-rate risk.

Benchmark index: The Fund's performance can be compared with the performance of the Euro Stoxx 600 ex UK Net Dividends Reinvested index.

The STOXX® Europe 600 ex UK Net Total Return Index excludes the United Kingdom from the countries included in the STOXX Europe 600 Net Total Return Index, meaning that the number of securities available may vary.

Please note that the STOXX Europe 600 Net Total Return index is made up of the 600 largest securities from 17 European countries. The index's shares cover all business sectors and are chosen for their market capitalisation size, liquidity and sector weighting.

Subscription and redemption procedures: For this unit class, investors may subscribe to their units, either as an amount or as a number of units, and redeem their units, as a number of units, on request, on each valuation day, from IZNES (directly registered units) and from Société Générale (by delegation by the Management Company for managed bearer or registered units). Subscription and redemption requests are centralised on each valuation day up to 12:00 pm with the Depositary and are executed based on the next net asset value, i.e., at an unknown price. The corresponding payments are made on the second non-holiday trading day following the net asset value date applied. For subscriptions or redemptions that go through another institution, additional time for routing these orders is required for instructions to be processed. The net asset value is calculated every non-holiday trading day.

Intended retail investors: This I unit class is intended for subscribers (especially institutional customers) who are looking to invest mainly in an equity fund invested in European companies that are most committed to the environment and favour issuers with an active approach to the energy and environmental transition.

Potential investors are advised to have an investment horizon of at least five years. Capital is not guaranteed for investors, who should be able to bear losses equal to their total investment in the Fund. The Fund's units are not available for subscription by US Persons (see the "Intended subscribers and profile of the typical investor" section in the prospectus). This unit accumulates its distributable sums.

Recommendation: the recommended holding period is five years. This Fund may not be suitable for investors who plan to withdraw their contribution before five years have elapsed.

Depositary: SOCIETE GENERALE

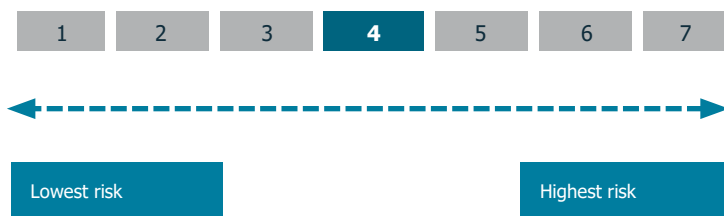
Further information (prospectus, annual report, half-yearly report), along with information on other unit classes, is available free of charge, in French, at the address below. This information may also be sent by post within one week on written request from the investor sent to:

Ofi Invest Asset Management
 Direction Juridique
 22 rue Vernier - 75017 Paris- France

The Fund's net asset value is available on the AMF website (www.amf-france.org) and on the Management Company's website (www.ofi-invest-am.com).

What are the risks and what could I get in return?

Summary Risk Indicator:



! The risk indicator assumes you keep the product for the recommended holding period. The actual risk can vary significantly if you cash in at an early stage and you may get back less.

The summary risk indicator is a guide to the level of risk of this product compared to other products. It shows how likely it is that the product will lose money because of movements in the markets or because we are not able to pay you.

We have classified this product as 4 out of 7, which is a medium risk class; in other words, the potential losses from future performance of the product are medium, and if market conditions were to deteriorate, it is unlikely that our capacity to pay you would be affected. This product does not expose you to any additional financial obligations or liabilities. This product does not include any protection from future market performance, so you could lose some or all of your investment.

Other materially relevant risks not included in the Summary Risk Indicator are:

- Credit risk: the issuer of a debt security held by the Fund is no longer able to make the coupon payments or repay the capital.
- Liquidity risk: the potential major impact on asset prices when a financial market is unable to absorb transaction volumes.
- Counterparty risk: the investor is exposed to the risk of a counterparty defaulting or being unable to meet its contractual obligations as part of an over-the-counter transaction.

Performance scenarios

The figures shown include all the costs of the product itself but may not include all the costs that you pay to your adviser or distributor. The figures do not take into account your personal tax situation, which may also affect how much you get back.

What you will get from this product depends on future market performance. Market developments in the future are uncertain and cannot be accurately predicted.

The unfavourable, moderate, and favourable scenarios shown are illustrations using the worst, average, and best performance of the product over a one-year period and over the recommended holding period. They are calculated based on a past performance record of at least ten years. If the past performance record is not long enough, it will be supplemented with assumptions used by the Management Company. Markets could develop very differently in the future. The stress scenario shows what you might get back in extreme market circumstances.

Example Investment: €10,000		If you exit after 1 year	If you exit after 5 years (recommended holding period)
Minimum	There is no minimum guaranteed return. You could lose some or all of your investment		
Stress	What you might get back after costs	2 187 €	2 331 €
	Average return each year	-78.13 %	-25.27 %
Unfavourable	What you might get back after costs	7 294 €	8 810 €
	Average return each year	-27.06 %	-2.50 %
Moderate	What you might get back after costs	10 157 €	13 499 €
	Average return each year	1.57 %	6.18 %
Favourable	What you might get back after costs	13 198 €	17 594 €
	Average return each year	31.98 %	11.96 %

The scenarios are based on an investment (compared to historical net asset values) made:

- between 31/12/2021 and 31/03/2024 for the unfavourable scenario;
- between 31/01/2015 and 31/01/2020 for the moderate scenario;
- between 31/10/2016 and 31/10/2021 for the favourable scenario.

What happens if the PMC is unable to pay out?

The Fund is a collective financial instrument investment and deposit vehicle, which is separate from the Management Company. Should there be a default by the Management Company, the assets of the Fund held by the depositary will not be affected. Should there be a default by the depositary, the risk of loss of the Fund is mitigated as a result of the depositary's assets being segregated by law from the assets of the Fund.

What are the costs?

The person advising on or selling you this product may charge you other costs. If so, this person will provide you with information about these costs and how they affect your investment.

The tables show the amounts that are taken from your investment to cover different types of costs. These amounts depend on how much you invest and how long you hold the product. The amounts shown here are illustrations based on an example investment amount and different possible investment periods. We have assumed:

- €10,000 is invested;
- In the first year you would get back the amount that you invested (0% annual return);
- For the other holding periods the product performs as shown in the moderate scenario.

Costs over time (for an investment of €10,000):

	If you exit after 1 year	If you exit after 5 years
Total costs	634 €	1 544 €
Annual cost impact (*)	6.40 %	2.63 % each year

(*) This illustrates how costs reduce your return each year over the holding period. For example it shows that if you exit at the end of the recommended holding period, your average return per year is expected to be 8.81% before costs and 6.18% after costs.

Composition of Costs

One-off costs upon entry or exit		Annual cost impact if you exit after 1 year.
Entry costs	4.0% maximum of the amount you pay in when entering this investment. This is the maximum amount that may be deducted from your capital before it is invested. In some cases, you may pay less.	Up to €395
Exit costs	1.0 % of your investment before it is paid out to you. This is the maximum amount. In some cases, you may pay less.	95
Ongoing costs taken each year		
Management fees and other administrative and operating costs	1.3%. This is an estimate based on actual costs over the last financial year ended at the end of June 2023. This figure may vary from one financial year to the next.	€130
Transaction costs	0.12% of the value of your investment per year. This is an estimate of the costs incurred when we buy and sell the underlying investments for the product. The actual amount will vary depending on how much we buy and sell.	€12
Incidental costs taken under specific conditions		
Performance fees	We deduct this fee from your investment if the product outperforms its benchmark index, corresponding to 20% above the Stoxx Europe 600 ex UK Net Dividends Reinvested Index. The actual amount may vary depending on how well your investment performs. The cost estimation below includes the average over the last 5 years. (The period for which this outperformance fee is deducted runs from 1st July to 30 June each year).	€1

How long should I hold the UCI and can I take money out early?

Recommended holding period: 5 years

You can redeem your investment at any time. However, the recommended holding period as shown is intended to minimise your risk of capital loss in the event of redemption before this period, although this does not constitute a guarantee.

How can I complain?

For any complaint relating to the Fund, subscribers may consult their adviser or contact Ofi Invest Asset Management:

- either by post: Ofi Invest Asset Management - 22 Rue Vernier - 75017 Paris - France
- or by e-mail directly to the following address: contact.clients.am@ofi-invest.com or on the website: www.ofi-invest-am.com

If you are not satisfied with the response given, you may also refer the matter to the AMF Ombudsman via the following link: www.amf-france.org (mediation section) or write to the following address:

Médiateur de l'AMF, Autorité des marchés financiers, 17 place de la Bourse, 75082 Cedex 02.

Other relevant information

SFDR categorisation: Article 8

The Fund promotes environmental and/or social characteristics and governance within the meaning of Article 8 of Regulation (EU) 2019/2088 on sustainability-related disclosures in the financial services sector ("SFDR"). For more information about sustainable finance, please visit the website: <https://www.ofi-invest-am.com/en/sustainable-finance>.

Information about the Fund's past performance presented over five years, along with calculations of past performance scenarios, is available at: <https://www.ofi-invest-am.com/en/products>

The Remuneration Policy and any updates are available at www.ofi-invest-am.com and can also be provided in hard copy format free of charge or on written request sent to the address above.

Ofi Invest Asset Management can only be held liable for statements contained in this document that are misleading, inaccurate or inconsistent with the corresponding sections of the Fund prospectus.

Purpose

This document provides you with key information about this investment product. It is not marketing material. The information is required by law to help you understand the nature, risks, costs, potential gains and losses of this product and to help you compare it with other products.

Product

Ofi Invest ESG Equity Climate Change RC UNIT • ISIN: FR0013267150

This UCI is managed by Ofi Invest Asset Management - Aéma Groupe
A société anonyme (public limited company) with a Board of Directors – 22, rue Vernier – 75017 Paris
Call +33 1 40 68 12 94 for more information, or go to our website: <http://www.ofi-invest-am.com>

The French Financial Markets Authority (Autorité des marchés financiers - AMF) is responsible for supervising Ofi Invest Asset Management in relation to this Key Information Document.
Ofi Invest Asset Management is authorised (under no. GP-92-12) and regulated by the AMF.

Date of production of the KID: 22/04/2024

What is this product?

Type: Undertaking for Collective Investment in Transferable Securities (UCITS) under French law, created in the form of a Mutual Fund (hereinafter the "the Fund")

Term: There is no maturity date for this product, although it was created with a term of 99 years. It may be liquidated or merged with another fund under the conditions set out in the regulations of the Fund.

Objectives: The Fund's objective is to outperform the Stoxx Europe 600 ex UK Net Dividends Reinvested Index by investing in companies with an active approach to the energy and environmental transition.

The Ofi Invest ESG Equity Climate Change's investment universe includes the securities selected by the Stoxx Europe Total Market Index.

The portfolio is built and managed using qualitative analysis of the individual companies within the investment universe. Without disregarding the sector and economic picture, each security is therefore analysed to help managers get an understanding of the competitive positions and the strategy and management quality.

During this analysis phase, the manager performs a study of the company's financial criteria. The main criteria are the growth rate in its medium-term turnover, its operating profit and net profit, its return on capital invested and its capacity to finance growth. Analysis of competitive positions and of whether or not there are barriers to entry, is based around interviews and management visits, and around sectoral or individual research, conducted internally or by selected financial intermediaries.

The management objective is to construct a portfolio of securities that offers significant potential value.

In addition to the financial analysis, as part of their study, the management team: analyses non-financial criteria in order to commit to a "Socially Responsible Investment" (SRI) selection of portfolio companies. The non-financial analysis or rating will cover at least 90% minimum of the portfolio's securities (as a percentage of the Fund's net assets, excluding cash).

And:

analyses the behaviour of the private issuers which are taking the most active approach to the Energy Transition and carbon emissions performance. The universe of sectors that produce high levels of greenhouse gas emissions will be analysed based on two criteria: the Carbon Intensity of the company's activities and how great a role the company is playing in the Energy Transition.

Companies from carbon-intensive sectors that are either "highly risky" or "risky" will be excluded from the investment universe. In addition, the universe of sectors with lower greenhouse gas (GHG) emissions will be created by excluding companies with the lowest scores on environmental factors.

At least 60% minimum of the UCITS' net assets are invested on share markets. In particular, due to its eligibility for the SSP tax scheme, at least 75% minimum of the Fund is invested in securities that are eligible for the SSP. Managers will make opportunistic investments at their discretion, with no constraints on sector allocations, in companies of all sizes listed on OECD markets only.

In addition to these investments, which are central to the strategy, up to 25% maximum of the portfolio may be invested in the following instruments: Debt securities and money-market instruments (from private or public issuers). These instruments are used as part of the cash-management approach for the UCITS. Portfolio security issuers must be rated Investment Grade, under the rating policy put in place by the Management Company.

The manager may take positions in order to hedge the portfolio against an anticipated market downturn or, conversely, in order to expose it to an expected upturn in the same markets, by using instruments such as futures or options contracts. They are also authorised to hedge the portfolio against exchange-rate risk.

Benchmark index: The Fund's performance can be compared with the performance of the

OFI INVEST ASSET MANAGEMENT

Euro Stoxx 600 ex UK Net Dividends Reinvested index.

The STOXX® Europe 600 ex UK Net Total Return Index excludes the United Kingdom from the countries included in the STOXX Europe 600 Net Total Return Index, meaning that the number of securities available may vary.

Please note that the STOXX Europe 600 Net Total Return index is made up of the 600 largest securities from 17 European countries. The index's shares cover all business sectors and are chosen for their market capitalisation size, liquidity and sector weighting.

Subscription and redemption procedures: For this unit class, investors may subscribe to their units, either as an amount or as a number of units, and redeem their units, as a number of units, on request, on each valuation day, from IZNES (directly registered units) and from Société Générale (by delegation by the Management Company for managed bearer or registered units). Subscription and redemption requests are centralised on each valuation day up to 12:00 pm with the Depositary and are executed based on the next net asset value, i.e., at an unknown price. The corresponding payments are made on the second non-holiday trading day following the net asset value date applied. For subscriptions or redemptions that go through another institution, additional time for routing these orders is required for instructions to be processed. The net asset value is calculated every non-holiday trading day.

Intended retail investors: This RC unit class is intended for subscribers (especially retail customers) who are looking to invest mainly in an equity fund invested in European companies that are most committed to the environment and favour issuers with an active approach to the energy and environmental transition.

Potential investors are advised to have an investment horizon of at least five years. Capital is not guaranteed for investors, who should be able to bear losses equal to their total investment in the Fund. The Fund's units are not available for subscription by US Persons (see the "Intended subscribers and profile of the typical investor" section in the prospectus). This unit accumulates its distributable amounts.

Recommendation: the recommended holding period is five years. This Fund may not be suitable for investors who plan to withdraw their contribution before five years have elapsed.

Depositary: SOCIETE GENERALE

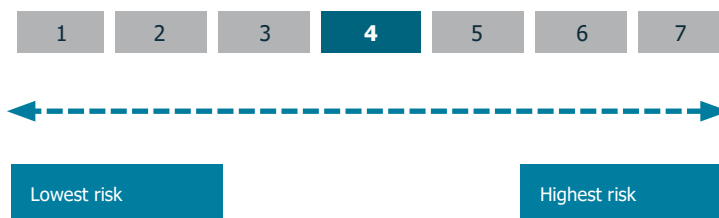
Further information (prospectus, annual report, half-yearly report), along with information on other unit classes, is available free of charge, in French, at the address below. This information may also be sent by post within one week on written request from the investor sent to:

Ofi Invest Asset Management
Direction Juridique
22 rue Vernier - 75017 Paris- France

The Fund's net asset value is available on the AMF website (www.amf-france.org) and on the Management Company's website (www.ofi-invest-am.com).

What are the risks and what could I get in return?

Summary Risk Indicator:



! The risk indicator assumes you keep the product for the recommended holding period. The actual risk can vary significantly if you cash in at an early stage and you may get back less.

The summary risk indicator is a guide to the level of risk of this product compared to other products. It shows how likely it is that the product will lose money because of movements in the markets or because we are not able to pay you.

We have classified this product as 4 out of 7, which is a medium risk class; in other words, the potential losses from future performance of the product are medium, and if market conditions were to deteriorate, it is unlikely that our capacity to pay you would be affected. This product does not expose you to any additional financial obligations or liabilities. This product does not include any protection from future market performance, so you could lose some or all of your investment.

Other materially relevant risks not included in the Summary Risk Indicator are:

- Credit risk: the issuer of a debt security held by the Fund is no longer able to make the coupon payments or repay the capital.
- Liquidity risk: the potential major impact on asset prices when a financial market is unable to absorb transaction volumes.
- Counterparty risk: the investor is exposed to the risk of a counterparty defaulting or being unable to meet its contractual obligations as part of an over-the-counter transaction.

Performance scenarios

The figures shown include all the costs of the product itself but may not include all the costs that you pay to your adviser or distributor. The figures do not take into account your personal tax situation, which may also affect how much you get back.

What you will get from this product depends on future market performance. Market developments in the future are uncertain and cannot be accurately predicted.

The unfavourable, moderate, and favourable scenarios shown are illustrations using the worst, average, and best performance of the product over a one-year period and over the recommended holding period. They are calculated based on a past performance record of at least ten years. If the past performance record is not long enough, it will be supplemented with assumptions used by the Management Company. Markets could develop very differently in the future. The stress scenario shows what you might get back in extreme market circumstances.

Example Investment: €10,000		If you exit after 1 year	If you exit after 5 years (recommended holding period)
Minimum	There is no minimum guaranteed return. You could lose some or all of your investment		
Stress	What you might get back after costs	2 251 €	2 260 €
	Average return each year	-78.49 %	-25.73 %
Unfavourable	What you might get back after costs	7 254 €	8 711 €
	Average return each year	-27.46 %	-2.72 %
Moderate	What you might get back after costs	10 157 €	13 272 €
	Average return each year	1.57 %	5.82 %
Favourable	What you might get back after costs	13 190 €	17 594 €
	Average return each year	31.90 %	11.96 %

The scenarios are based on an investment (compared to historical net asset values) made:

- between 31/12/2021 and 31/03/2024 for the unfavourable scenario;
- between 31/03/2018 and 31/03/2023 for the moderate scenario;
- between 31/10/2016 and 31/10/2021 for the favourable scenario.

What happens if the PMC is unable to pay out?

The Fund is a collective financial instrument investment and deposit vehicle, which is separate from the Management Company. Should there be a default by the Management Company, the assets of the Fund held by the depositary will not be affected. Should there be a default by the depositary, the risk of loss of the Fund is mitigated as a result of the depositary's assets being segregated by law from the assets of the Fund.

What are the costs?

The person advising on or selling you this product may charge you other costs. If so, this person will provide you with information about these costs and how they affect your investment.

The tables show the amounts that are taken from your investment to cover different types of costs. These amounts depend on how much you invest and how long you hold the product. The amounts shown here are illustrations based on an example investment amount and different possible investment periods. We have assumed:

- €10,000 is invested;
- In the first year you would get back the amount that you invested (0% annual return);
- For the other holding periods the product performs as shown in the moderate scenario.

Costs over time (for an investment of €10,000):

	If you exit after 1 year	If you exit after 5 years
Total costs	€693	€1,968
Annual cost impact (*)	7.01%	3.28% each year

(*) This illustrates how costs reduce your return each year over the holding period. For example it shows that if you exit at the end of the recommended holding period, your average return per year is expected to be 9.10% before costs and 5.82% after costs.

Composition of Costs

One-off costs upon entry or exit		Annual cost impact if you exit after 1 year.
Entry costs	4.0% maximum of the amount you pay in when entering this investment. This is the maximum amount that may be deducted from your capital before it is invested. In some cases, you may pay less.	Up to €395
Exit costs	1.0 % of your investment before it is paid out to you. This is the maximum amount. In some cases, you may pay less.	€92
Ongoing costs taken each year		
Management fees and other administrative and operating costs	1.8%. This is an estimate based on actual costs over the last financial year ended at the end of June 2023. This figure may vary from one financial year to the next.	€180
Transaction costs	0.12% of the value of your investment per year. This is an estimate of the costs incurred when we buy and sell the underlying investments for the product. The actual amount will vary depending on how much we buy and sell.	€12
Incidental costs taken under specific conditions		
Performance fees	We deduct this fee from your investment if the product outperforms its benchmark index, corresponding to 20% above the Stoxx Europe 600 ex UK Net Dividends Reinvested Index. The actual amount may vary depending on how well your investment performs. The cost estimation below includes the average over the last 5 years. (The period for which this outperformance fee is deducted runs from 1st July to 30 June each year).	€14

How long should I hold the UCI and can I take money out early?**Recommended holding period: 5 years**

You can redeem your investment at any time. However, the recommended holding period as shown is intended to minimise your risk of capital loss in the event of redemption before this period, although this does not constitute a guarantee.

How can I complain?

For any complaint relating to the Fund, subscribers may consult their adviser or contact Ofi Invest Asset Management:

- either by post: Ofi Invest Asset Management - 22 Rue Vernier - 75017 Paris - France
- or by e-mail directly to the following address: contact.clients.am@ofi-invest.com or on the website: www.ofi-invest-am.com

If you are not satisfied with the response given, you may also refer the matter to the AMF Ombudsman via the following link: www.amf-france.org (mediation section) or write to the following address:

Médiateur de l'AMF, Autorité des marchés financiers, 17 place de la Bourse, 75082 Cedex 02.

Other relevant information

When this product is used as a unit-linked fund for a life insurance or endowment policy, additional information about this policy – such as the policy costs (which are not included in the costs set out in this document), the contact person for making a claim and what happens should the insurance company default – is set out in the key information document for this policy, which must be provided by your insurer or broker or any other insurance intermediary under its statutory obligation.

SFDR categorisation: Article 8

The Fund promotes environmental and/or social characteristics and governance within the meaning of Article 8 of Regulation (EU) 2019/2088 on sustainability-related disclosures in the financial services sector ("SFDR"). For more information about sustainable finance, please visit the website: <https://www.ofi-invest-am.com/en/sustainable-finance>

Information about the Fund's past performance presented over five years, along with calculations of past performance scenarios, is available at: <https://www.ofi-invest-am.com/en/products>

The Remuneration Policy and any updates are available at www.ofi-invest-am.com and can also be provided in hard copy format free of charge or on written request sent to the address above.

Ofi Invest Asset Management can only be held liable for statements contained in this document that are misleading, inaccurate or inconsistent with the corresponding sections of the Fund prospectus.

Purpose

This document provides you with key information about this investment product. It is not marketing material. The information is required by law to help you understand the nature, risks, costs, potential gains and losses of this product and to help you compare it with other products.

Product

Ofi Invest ESG Equity Climate Change LFM UNIT • ISIN: FR0011142256

This UCI is managed by Ofi Invest Asset Management - Aéma Groupe
 A société anonyme (public limited company) with a Board of Directors – 22, rue Vernier – 75017 Paris
 Call +33 1 40 68 12 94 for more information, or go to our website: <http://www.ofi-invest-am.com>

The French Financial Markets Authority (Autorité des marchés financiers - AMF) is responsible for supervising Ofi Invest Asset Management in relation to this Key Information Document.
 Ofi Invest Asset Management is authorised (under no. GP-92-12) and regulated by the AMF.

Date of production of the KID: 22/04/2024

What is this product?

Type: Undertaking for Collective Investment in Transferable Securities (UCITS) under French law, created in the form of a Mutual Fund (hereinafter the "the Fund")

Term: There is no maturity date for this product, although it was created with a term of 99 years. It may be liquidated or merged with another fund under the conditions set out in the regulations of the Fund.

Objectives: The Fund's objective is to outperform the Stoxx Europe 600 ex UK Net Dividends Reinvested Index by investing in companies with an active approach to the energy and environmental transition.

The Ofi Invest ESG Equity Climate Change's investment universe includes the securities selected by the Stoxx Europe Total Market Index.

The portfolio is built and managed using qualitative analysis of the individual companies within the investment universe. Without disregarding the sector and economic picture, each security is therefore analysed to help managers get an understanding of the competitive positions and the strategy and management quality.
 During this analysis phase, the manager performs a study of the company's financial criteria. The main criteria are the growth rate in its medium-term turnover, its operating profit and net profit, its return on capital invested and its capacity to finance growth. Analysis of competitive positions and of whether or not there are barriers to entry, is based around interviews and management visits, and around sectoral or individual research, conducted internally or by selected financial intermediaries.
 The management objective is to construct a portfolio of securities that offers significant potential value.

In addition to the financial analysis, as part of their study, the management team: analyses non-financial criteria in order to commit to a "Socially Responsible Investment" (SRI) selection of portfolio companies. The non-financial analysis or rating will cover at least 90% minimum of the portfolio's securities (as a percentage of the Fund's net assets, excluding cash).

And:

analyses the behaviour of the private issuers which are taking the most active approach to the Energy Transition and carbon emissions performance. The universe of sectors that produce high levels of greenhouse gas emissions will be analysed based on two criteria: the Carbon Intensity of the company's activities and how great a role the company is playing in the Energy Transition.

Companies from carbon-intensive sectors that are either "highly risky" or "risky" will be excluded from the investment universe. In addition, the universe of sectors with lower greenhouse gas (GHG) emissions will be created by excluding companies with the lowest scores on environmental factors.

At least 60% minimum of the UCITS' net assets are invested on share markets. In particular, due to its eligibility for the SSP tax scheme, at least 75% minimum of the Fund is invested in securities that are eligible for the SSP. Managers will make opportunistic investments at their discretion, with no constraints on sector allocations, in companies of all sizes listed on OECD markets only.

In addition to these investments, which are central to the strategy, up to 25% maximum of the portfolio may be invested in the following instruments: Debt securities and money-market instruments (from private or public issuers). These instruments are used as part of the cash-management approach for the UCITS. Portfolio security issuers must be rated Investment Grade, under the rating policy put in place by the Management Company.

The manager may take positions in order to hedge the portfolio against an anticipated market downturn or, conversely, in order to expose it to an expected upturn in the same markets, by using instruments such as futures or options contracts. They are also authorised to hedge the portfolio against exchange-rate risk.

Benchmark index: The Fund's performance can be compared with the performance of the Euro Stoxx 600 ex UK Net Dividends Reinvested index.

The STOXX® Europe 600 ex UK Net Total Return Index excludes the United Kingdom from the countries included in the STOXX Europe 600 Net Total Return Index, meaning that the number of securities available may vary.

Please note that the STOXX Europe 600 Net Total Return index is made up of the 600 largest securities from 17 European countries. The index's shares cover all business sectors and are chosen for their market capitalisation size, liquidity and sector weighting.

Subscription and redemption procedures: Investors may subscribe to their units either as an amount or as a number of units, and redeem their units as a number of units with the depositary. Subscription and redemption requests are centralised on each valuation day up to 12:00 pm with the Depositary and are executed based on the next net asset value, i.e., at an unknown price. The corresponding payments are made on the second non-holiday trading day following the net asset value date applied. For subscriptions or redemptions that go through another institution, additional time for routing these orders is required for instructions to be processed. The net asset value is calculated every non-holiday trading day.

Intended retail investors: This LFM unit class is intended for La France Mutualiste insurance policyholders who are looking to invest mainly in an equity fund invested in European companies that are most committed to the environment and favour issuers with an active approach to the energy and environmental transition.

Potential investors are advised to have an investment horizon of at least five years. Capital is not guaranteed for investors, who should be able to bear losses equal to their total investment in the Fund. The Fund's units are not available for subscription by US Persons (see the "Intended subscribers and profile of the typical investor" section in the prospectus). This unit accumulates its distributable amounts.

Recommendation: the recommended holding period is five years. This Fund may not be suitable for investors who plan to withdraw their contribution before five years have elapsed.

Depositary: SOCIETE GENERALE

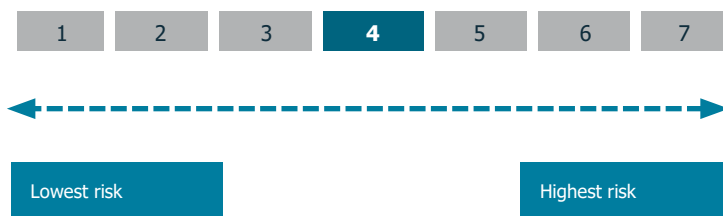
Further information (prospectus, annual report, half-yearly report), along with information on other unit classes, is available free of charge, in French, at the address below. This information may also be sent by post within one week on written request from the investor sent to:

Ofi Invest Asset Management
 Direction Juridique
 22 rue Vernier - 75017 Paris- France

The Fund's net asset value is available on the AMF website (www.amf-france.org) and on the Management Company's website (www.ofi-invest-am.com).

What are the risks and what could I get in return?

Summary Risk Indicator:



! The risk indicator assumes you keep the product for the recommended holding period. The actual risk can vary significantly if you cash in at an early stage and you may get back less.

The summary risk indicator is a guide to the level of risk of this product compared to other products. It shows how likely it is that the product will lose money because of movements in the markets or because we are not able to pay you.

We have classified this product as 4 out of 7, which is a medium risk class; in other words, the potential losses from future performance of the product are medium, and if market conditions were to deteriorate, it is unlikely that our capacity to pay you would be affected. This product does not expose you to any additional financial obligations or liabilities. This product does not include any protection from future market performance, so you could lose some or all of your investment.

Other materially relevant risks not included in the Summary Risk Indicator are:

- Credit risk: the issuer of a debt security held by the Fund is no longer able to make the coupon payments or repay the capital.
- Liquidity risk: the potential major impact on asset prices when a financial market is unable to absorb transaction volumes.
- Counterparty risk: the investor is exposed to the risk of a counterparty defaulting or being unable to meet its contractual obligations as part of an over-the-counter transaction.

Performance scenarios

The figures shown include all the costs of the product itself but may not include all the costs that you pay to your adviser or distributor. The figures do not take into account your personal tax situation, which may also affect how much you get back.

What you will get from this product depends on future market performance. Market developments in the future are uncertain and cannot be accurately predicted.

The unfavourable, moderate, and favourable scenarios shown are illustrations using the worst, average, and best performance of the product over a one-year period and over the recommended holding period. They are calculated based on a past performance record of at least ten years. If the past performance record is not long enough, it will be supplemented with assumptions used by the Management Company. Markets could develop very differently in the future. The stress scenario shows what you might get back in extreme market circumstances.

Example Investment: €10,000		If you exit after 1 year	If you exit after 5 years (recommended holding period)
Minimum	There is no minimum guaranteed return. You could lose some or all of your investment		
Stress	What you might get back after costs	2 182€	2 321 €
	Average return each year	-78.19 %	-25.33 %
Unfavourable	What you might get back after costs	7 294€	8 810 €
	Average return each year	-27.06 %	-2.50 %
Moderate	What you might get back after costs	10 155 €	13 492 €
	Average return each year	1.55 %	6.17 %
Favourable	What you might get back after costs	13 224 €	17 611 €
	Average return each year	32.24 %	11.98 %

The scenarios are based on an investment (compared to historical net asset values) made:

- between 31/12/2021 and 31/03/2024 for the unfavourable scenario;
- between 31/01/2015 and 31/01/2020 for the moderate scenario;
- between 31/10/2016 and 31/10/2021 for the favourable scenario.

What happens if the PMC is unable to pay out?

The Fund is a collective financial instrument investment and deposit vehicle, which is separate from the Management Company. Should there be a default by the Management Company, the assets of the Fund held by the depositary will not be affected. Should there be a default by the depositary, the risk of loss of the Fund is mitigated as a result of the depositary's assets being segregated by law from the assets of the Fund.

What are the costs?

The person advising on or selling you this product may charge you other costs. If so, this person will provide you with information about these costs and how they affect your investment.

The tables show the amounts that are taken from your investment to cover different types of costs. These amounts depend on how much you invest and how long you hold the product. The amounts shown here are illustrations based on an example investment amount and different possible investment periods. We have assumed:

- €10,000 is invested;
- In the first year you would get back the amount that you invested (0% annual return);
- For the other holding periods the product performs as shown in the moderate scenario.

Costs over time (for an investment of €10,000):

	If you exit after 1 year	If you exit after 5 years
Total costs	€635	€1,556
Annual cost impact (*)	6.41%	2.64% each year

(*) This illustrates how costs reduce your return each year over the holding period. For example it shows that if you exit at the end of the recommended holding period, your average return per year is expected to be 8.82% before costs and 6.17% after costs.

Composition of Costs

One-off costs upon entry or exit		Annual cost impact if you exit after 1 year.
Entry costs	4.0% maximum of the amount you pay in when entering this investment. This is the maximum amount that may be deducted from your capital before it is invested. In some cases, you may pay less.	Up to €395
Exit costs	1.0 % of your investment before it is paid out to you. This is the maximum amount. In some cases, you may pay less.	€94
Ongoing costs taken each year		
Management fees and other administrative and operating costs	1.3%. This is an estimate based on actual costs over the last financial year ended at the end of June 2023. This figure may vary from one financial year to the next.	€130
Transaction costs	0.12% of the value of your investment per year. This is an estimate of the costs incurred when we buy and sell the underlying investments for the product. The actual amount will vary depending on how much we buy and sell.	€12
Incidental costs taken under specific conditions		
Performance fees	We deduct this fee from your investment if the product outperforms its benchmark index, corresponding to 20% above the Stoxx Europe 600 ex UK Net Dividends Reinvested Index. The actual amount may vary depending on how well your investment performs. The cost estimation below includes the average over the last 5 years.	€1

How long should I hold the UCI and can I take money out early?

Recommended holding period: 5 years

You can redeem your investment at any time. However, the recommended holding period as shown is intended to minimise your risk of capital loss in the event of redemption before this period, although this does not constitute a guarantee.

How can I complain?

For any complaint relating to the Fund, subscribers may consult their adviser or contact Ofi Invest Asset Management:

- either by post: Ofi Invest Asset Management - 22 Rue Vernier - 75017 Paris - France
- or by e-mail directly to the following address: contact.clients.am@ofi-invest.com or on the website: www.ofi-invest-am.com

If you are not satisfied with the response given, you may also refer the matter to the AMF Ombudsman via the following link: www.amf-france.org (mediation section) or write to the following address:

Médiateur de l'AMF, Autorité des marchés financiers, 17 place de la Bourse, 75082 Cedex 02.

Other relevant information

When this product is used as a unit-linked fund for a life insurance or endowment policy, additional information about this policy – such as the policy costs (which are not included in the costs set out in this document), the contact person for making a claim and what happens should the insurance company default – is set out in the key information document for this policy, which must be provided by your insurer or broker or any other insurance intermediary under its statutory obligation.

SFDR categorisation: Article 8

The Fund promotes environmental and/or social characteristics and governance within the meaning of Article 8 of Regulation (EU) 2019/2088 on sustainability-related disclosures in the financial services sector ("SFDR"). For more information about sustainable finance, please visit the website: <https://www.ofi-invest-am.com/en/sustainable-finance>.

Information about the Fund's past performance presented over five years, along with calculations of past performance scenarios, is available at: <https://www.ofi-invest-am.com/en/products>

The Remuneration Policy and any updates are available at www.ofi-invest-am.com and can also be provided in hard copy format free of charge or on written request sent to the address above.

Ofi Invest Asset Management can only be held liable for statements contained in this document that are misleading, inaccurate or inconsistent with the corresponding sections of the Fund prospectus.

Purpose

This document provides you with key information about this investment product. It is not marketing material. The information is required by law to help you understand the nature, risks, costs, potential gains and losses of this product and to help you compare it with other products.

Product

Ofi Invest ESG Equity Climate Change Ofi Invest Actions Climat Units • ISIN: FR0013414414

This UCI is managed by Ofi Invest Asset Management - Aéma Groupe
 A société anonyme (public limited company) with a Board of Directors – 22, rue Vernier – 75017 Paris
 Call +33 1 40 68 12 94 for more information, or go to our website: <http://www.ofi-invest-am.com>

The French Financial Markets Authority (Autorité des marchés financiers - AMF) is responsible for supervising Ofi Invest Asset Management in relation to this Key Information Document.
 Ofi Invest Asset Management is authorised (under no. GP-92-12) and regulated by the AMF.

Date of production of the KID: 22/04/2024

What is this product?

AIF type: Undertaking for Collective Investment in Transferable Securities (UCITS) under French law, created in the form of a Mutual Fund (hereinafter the "the Fund")

Term: There is no maturity date for this product, although it was created with a term of 99 years. It may be liquidated or merged with another fund under the conditions set out in the regulations of the Fund.

Objectives: The Fund's objective is to outperform the Stoxx Europe 600 ex UK Net Dividends Reinvested Index by investing in companies with an active approach to the energy and environmental transition.

The Ofi Invest ESG Equity Climate Change's investment universe includes the securities selected by the Stoxx Europe Total Market Index.

The portfolio is built and managed using qualitative analysis of the individual companies within the investment universe. Without disregarding the sector and economic picture, each security is therefore analysed to help managers get an understanding of the competitive positions and the strategy and management quality.
 During this analysis phase, the manager performs a study of the company's financial criteria. The main criteria are the growth rate in its medium-term turnover, its operating profit and net profit, its return on capital invested and its capacity to finance growth. Analysis of competitive positions and of whether or not there are barriers to entry, is based around interviews and management visits, and around sectoral or individual research, conducted internally or by selected financial intermediaries.
 The management objective is to construct a portfolio of securities that offers significant potential value.

In addition to the financial analysis, as part of their study, the management team: analyses non-financial criteria in order to commit to a "Socially Responsible Investment" (SRI) selection of portfolio companies. The non-financial analysis or rating will cover at least 90% minimum of the portfolio's securities (as a percentage of the Fund's net assets, excluding cash).

And:
 analyses the behaviour of the private issuers which are taking the most active approach to the Energy Transition and carbon emissions performance. The universe of sectors that produce high levels of greenhouse gas emissions will be analysed based on two criteria: the Carbon Intensity of the company's activities and how great a role the company is playing in the Energy Transition.

Companies from carbon-intensive sectors that are either "highly risky" or "risky" will be excluded from the investment universe. In addition, the universe of sectors with lower greenhouse gas (GHG) emissions will be created by excluding companies with the lowest scores on environmental factors.

At least 60% minimum of the UCITS' net assets are invested on share markets. In particular, due to its eligibility for the SSP tax scheme, at least 75% minimum of the Fund is invested in securities that are eligible for the SSP. Managers will make opportunistic investments at their discretion, with no constraints on sector allocations, in companies of all sizes listed on OECD markets only.

In addition to these investments, which are central to the strategy, up to 25% maximum of the portfolio may be invested in the following instruments: Debt securities and money-market instruments (from private or public issuers). These instruments are used as part of the cash-management approach for the UCITS. Portfolio security issuers must be rated Investment Grade, under the rating policy put in place by the Management Company.

The manager may take positions in order to hedge the portfolio against an anticipated market downturn or, conversely, in order to expose it to an expected upturn in the same markets, by using instruments such as futures or options contracts. They are also authorised to hedge the portfolio against exchange-rate risk.

Benchmark index: The Fund's performance can be compared with the performance of the Euro Stoxx 600 ex UK Net Dividends Reinvested index.

The STOXX® Europe 600 ex UK Net Total Return Index excludes the United Kingdom from the countries included in the STOXX Europe 600 Net Total Return Index, meaning that the number of securities available may vary.

Please note that the STOXX Europe 600 Net Total Return index is made up of the 600 largest securities from 17 European countries. The index's shares cover all business sectors and are chosen for their market capitalisation size, liquidity and sector weighting.

Subscription and redemption procedures: Investors may subscribe to their units either as an amount or as a number of units, and redeem their units as a number of units with the depositary. Subscription and redemption requests are centralised on each valuation day up to 12:00 pm with the Depositary and are executed based on the next net asset value, i.e., at an unknown price. The corresponding payments are made on the second non-holiday trading day following the net asset value date applied. For subscriptions or redemptions that go through another institution, additional time for routing these orders is required for instructions to be processed. The net asset value is calculated every non-holiday trading day.

Intended retail investors: This OFI ACTIONS CLIMAT unit class is intended for Mutavie group policyholders who are looking to invest mainly in an equity fund invested in European companies that are most committed to the environment and favour issuers with an active approach to the energy and environmental transition.

Potential investors are advised to have an investment horizon of at least five years. Capital is not guaranteed for investors, who should be able to bear losses equal to their total investment in the Fund. The Fund's units are not available for subscription by US Persons (see the "Intended subscribers and profile of the typical investor" section in the prospectus). This unit accumulates its distributable amounts.

Recommendation: the recommended holding period is five years. This Fund may not be suitable for investors who plan to withdraw their contribution before five years have elapsed.

Depositary: SOCIETE GENERALE

Further information (prospectus, annual report, half-yearly report), along with information on other unit classes, is available free of charge, in French, at the address below. This information may also be sent by post within one week on written request from the investor sent to:

Ofi Invest Asset Management
 Direction Juridique
 22 rue Vernier - 75017 Paris- France

The Fund's net asset value is available on the AMF website (www.amf-france.org) and on the Management Company's website (www.ofi-invest-am.com).


What are the risks and what could I get in return?

Summary Risk Indicator:



Lowest risk

Highest risk

 The risk indicator assumes you keep the product for the recommended holding period. The actual risk can vary significantly if you cash in at an early stage and you may get back less.

The summary risk indicator is a guide to the level of risk of this product compared to other products. It shows how likely it is that the product will lose money because of movements in the markets or because we are not able to pay you.

We have classified this product as 4 out of 7, which is a medium risk class; in other words, the potential losses from future performance of the product are medium, and if market conditions were to deteriorate, it is unlikely that our capacity to pay you would be affected. This product does not expose you to any additional financial obligations or liabilities. This product does not include any protection from future market performance, so you could lose some or all of your investment.

Other materially relevant risks not included in the Summary Risk Indicator are:

- Credit risk: the issuer of a debt security held by the Fund is no longer able to make the coupon payments or repay the capital.
- Liquidity risk: the potential major impact on asset prices when a financial market is unable to absorb transaction volumes.
- Counterparty risk: the investor is exposed to the risk of a counterparty defaulting or being unable to meet its contractual obligations as part of an over-the-counter transaction.

Performance scenarios

The figures shown include all the costs of the product itself but may not include all the costs that you pay to your adviser or distributor. The figures do not take into account your personal tax situation, which may also affect how much you get back.

What you will get from this product depends on future market performance. Market developments in the future are uncertain and cannot be accurately predicted.

The unfavourable, moderate, and favourable scenarios shown are illustrations using the worst, average, and best performance of the product over a one-year period and over the recommended holding period. They are calculated based on a past performance record of at least ten years. If the past performance record is not long enough, it will be supplemented with assumptions used by the Management Company. Markets could develop very differently in the future. The stress scenario shows what you might get back in extreme market circumstances.

Example Investment: €10,000		If you exit after 1 year	If you exit after 5 years (recommended holding period)
Minimum	There is no minimum guaranteed return. You could lose some or all of your investment		
Stress	What you might get back after costs	2 300 €	2 451 €
	Average return each year	-77.00 %	-24.51 %
Unfavourable	What you might get back after costs	7 786 €	9 245 €
	Average return each year	-22.13 %	-1.55 %
Moderate	What you might get back after costs	10 717 €	14 138 €
	Average return each year	7.17 %	7.17 %
Favourable	What you might get back after costs	13 906 €	18 383 €
	Average return each year	39.06 %	12.95 %

The scenarios are based on an investment (compared to historical net asset values) made:

- between 31/12/2021 and 31/03/2024 for the unfavourable scenario;
- between 31/01/2015 and 31/01/2020 for the moderate scenario;
- between 31/10/2016 and 31/10/2021 for the favourable scenario.

What happens if the PMC is unable to pay out?

The Fund is a collective financial instrument investment and deposit vehicle, which is separate from the Management Company. Should there be a default by the Management Company, the assets of the Fund held by the depositary will not be affected. Should there be a default by the depositary, the risk of loss of the Fund is mitigated as a result of the depositary's assets being segregated by law from the assets of the Fund.

What are the costs?

The person advising on or selling you this product may charge you other costs. If so, this person will provide you with information about these costs and how they affect your investment.

The tables show the amounts that are taken from your investment to cover different types of costs. These amounts depend on how much you invest and how long you hold the product. The amounts shown here are illustrations based on an example investment amount and different possible investment periods. We have assumed:

- €10,000 is invested;
- In the first year you would get back the amount that you invested (0% annual return);
- For the other holding periods the product performs as shown in the moderate scenario.

Costs over time (for an investment of €10,000):

	If you exit after 1 year	If you exit after 5 years
Total costs	€152	€1 105
Annual cost impact (*)	1.52%	1.62% each year

(*) This illustrates how costs reduce your return each year over the holding period. For example it shows that if you exit at the end of the recommended holding period, your average return per year is expected to be 8.80% before costs and 7.17% after costs.

Composition of Costs

One-off costs upon entry or exit		Annual cost impact if you exit after 1 year.
Entry costs	0.0% maximum of the amount you pay in when entering this investment. This is the maximum amount that may be deducted from your capital before it is invested. In some cases, you may pay less.	None
Exit costs	There are no exit costs for this product.	None
Ongoing costs taken each year		
Management fees and other administrative and operating costs	1.4%. This is an estimate based on actual costs over the last financial year ended at the end of June 2023. This figure may vary from one financial year to the next.	€140
Transaction costs	0.12% of the value of your investment per year. This is an estimate of the costs incurred when we buy and sell the underlying investments for the product. The actual amount will vary depending on how much we buy and sell.	€12
Incidental costs taken under specific conditions		
Performance fees	There is no performance fee for this product.	None

How long should I hold the UCI and can I take money out early?**Recommended holding period: 5 years**

You can redeem your investment at any time. However, the recommended holding period as shown is intended to minimise your risk of capital loss in the event of redemption before this period, although this does not constitute a guarantee.

How can I complain?

For any complaint relating to the Fund, subscribers may consult their adviser or contact Ofi Invest Asset Management:

- either by post: Ofi Invest Asset Management - 22 Rue Vernier - 75017 Paris - France
- or by e-mail directly to the following address: contact.clients.am@ofi-invest.com or on the website: www.ofi-invest-am.com

If you are not satisfied with the response given, you may also refer the matter to the AMF Ombudsman via the following link: www.amf-france.org (mediation section) or write to the following address

: Médiateur de l'AMF, Autorité des marchés financiers, 17 place de la Bourse, 75082 Cedex 02.

Other relevant information

When this product is used as a unit-linked fund for a life insurance or endowment policy, additional information about this policy – such as the policy costs (which are not included in the costs set out in this document), the contact person for making a claim and what happens should the insurance company default – is set out in the key information document for this policy, which must be provided by your insurer or broker or any other insurance intermediary under its statutory obligation.

SFDR categorisation: Article 8

The Fund promotes environmental and/or social characteristics and governance within the meaning of Article 8 of Regulation (EU) 2019/2088 on sustainability-related disclosures in the financial services sector ("SFDR"). For more information about sustainable finance, please visit the website: <https://www.ofi-invest-am.com/en/sustainable-finance>.

Information about the Fund's past performance presented over five years, along with calculations of past performance scenarios, is available at: <https://www.ofi-invest-am.com/en/products>.

The Remuneration Policy and any updates are available at www.ofi-invest-am.com and can also be provided in hard copy format free of charge or on written request sent to the address above.

Ofi Invest Asset Management can only be held liable for statements contained in this document that are misleading, inaccurate or inconsistent with the corresponding sections of the Fund prospectus.

Purpose

This document provides you with key information about this investment product. It is not marketing material. The information is required by law to help you understand the nature, risks, costs, potential gains and losses of this product and to help you compare it with other products.

Product

Ofi Invest ESG Equity Climate Change Parts Ofi Invest ESG Klimawandel Aktien Europa • ISIN: FR0013506631

This UCI is managed by Ofi Invest Asset Management - Aéma Groupe
 A société anonyme (public limited company) with a Board of Directors – 22, rue Vernier – 75017 Paris
 Call +33 1 40 68 12 94 for more information, or go to our website: <http://www.ofi-invest-am.com>

The French Financial Markets Authority (Autorité des marchés financiers - AMF) is responsible for supervising Ofi Invest Asset Management in relation to this Key Information Document.
 Ofi Invest Asset Management is approved (under no. GP-92-12) and regulated by the AMF.

This PRIIPS is authorised for marketing in Germany and regulated by the German Federal Financial Supervisory Authority (BAFIN).

Date of production of the KID: 22/04/2024

What is this product?

AIF type: Undertaking for Collective Investment in Transferable Securities (UCITS) under French law, created in the form of a Mutual Fund (hereinafter the "the Fund")

Term: There is no maturity date for this product, although it was created with a term of 99 years. It may be liquidated or merged with another fund under the conditions set out in the regulations of the Fund.

Objectives: The Fund's objective is to outperform the Stoxx Europe 600 ex UK Net Dividends Reinvested Index by investing in companies with an active approach to the energy and environmental transition.

The Ofi Invest ESG Equity Climate Change's investment universe includes the securities selected by the Stoxx Europe Total Market Index.

The portfolio is built and managed using qualitative analysis of the individual companies within the investment universe. Without disregarding the sector and economic picture, each security is therefore analysed to help managers get an understanding of the competitive positions and the strategy and management quality.

During this analysis phase, the manager performs a study of the company's financial criteria. The main criteria are the growth rate in its medium-term turnover, its operating profit and net profit, its return on capital invested and its capacity to finance growth. Analysis of competitive positions and of whether or not there are barriers to entry, is based around interviews and management visits, and around sectoral or individual research, conducted internally or by selected financial intermediaries.

The management objective is to construct a portfolio of securities that offers significant potential value.

In addition to the financial analysis, as part of their study, the management team: analyses non-financial criteria in order to commit to a "Socially Responsible Investment" (SRI) selection of portfolio companies. The non-financial analysis or rating will cover at least 90% minimum of the portfolio's securities (as a percentage of the Fund's net assets, excluding cash).

And: analyses the behaviour of the private issuers which are taking the most active approach to the Energy Transition and carbon emissions performance. The universe of sectors that produce high levels of greenhouse gas emissions will be analysed based on two criteria: the Carbon Intensity of the company's activities and how great a role the company is playing in the Energy Transition.

Companies from carbon-intensive sectors that are either "highly risky" or "risky" will be excluded from the investment universe. In addition, the universe of sectors with lower greenhouse gas (GHG) emissions will be created by excluding companies with the lowest scores on environmental factors.

At least 60% minimum of the UCITS' net assets are invested on share markets. In particular, due to its eligibility for the SSP tax scheme, at least 75% minimum of the Fund is invested in securities that are eligible for the SSP. Managers will make opportunistic investments at their discretion, with no constraints on sector allocations, in companies of all sizes listed on OECD markets only.

In addition to these investments, which are central to the strategy, up to 25% maximum of the portfolio may be invested in the following instruments: Debt securities and money-market instruments (from private or public issuers). These instruments are used as part of the cash-management approach for the UCITS. Portfolio security issuers must be rated Investment Grade, under the rating policy put in place by the Management Company.

The manager may take positions in order to hedge the portfolio against an anticipated market downturn or, conversely, in order to expose it to an expected upturn in the same markets, by using instruments such as futures or options contracts. They are also authorised to hedge the portfolio against exchange-rate risk.

Benchmark index: The Fund's performance can be compared with the performance of the Euro Stoxx 600 ex UK Net Dividends Reinvested index.

The STOXX® Europe 600 ex UK Net Total Return Index excludes the United Kingdom from the countries included in the STOXX Europe 600 Net Total Return Index, meaning that the number of securities available may vary.

Please note that the STOXX Europe 600 Net Total Return index is made up of the 600 largest securities from 17 European countries. The index's shares cover all business sectors and are chosen for their market capitalisation size, liquidity and sector weighting.

Subscription and redemption procedures: Investors may subscribe to their units either as an amount or as a number of units, and redeem their units as a number of units with the depositary. Subscription and redemption requests are centralised on each valuation day up to 12:00 pm with the Depositary and are executed based on the next net asset value, i.e., at an unknown price. The corresponding payments are made on the second non-holiday trading day following the net asset value date applied. For subscriptions or redemptions that go through another institution, additional time for routing these orders is required for instructions to be processed. The net asset value is calculated every non-holiday trading day.

Intended retail investors: This OFI RS KLIMAWANDEL AKTIEN EUROPE unit class is reserved for Oldenburgische Landesbank group policyholders who are looking to invest mainly in an equity fund invested in European companies that are most committed to the environment and favour issuers with an active approach to the energy and environmental transition. Potential investors are advised to have an investment horizon of at least five years. Capital is not guaranteed for investors, who should be able to bear losses equal to their total investment in the Fund. The Fund's units are not available for subscription by US Persons (see the "Intended subscribers and profile of the typical investor" section in the prospectus). This unit accumulates its distributable sums.

Recommendation: the recommended holding period is five years. This Fund may not be suitable for investors who plan to withdraw their contribution before five years have elapsed.

Depositary: SOCIETE GENERALE

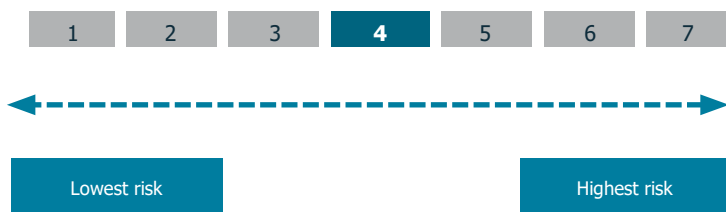
Further information (prospectus, annual report, half-yearly report), along with information on other unit classes, is available free of charge, in French, at the address below. This information may also be sent by post within one week on written request from the investor sent to:

Ofi Invest Asset Management
 Direction Juridique
 22 rue Vernier - 75017 Paris- France

The Fund's net asset value is available on the AMF website (www.amf-france.org) and on the Management Company's website (www.ofi-invest-am.com).

What are the risks and what could I get in return?

Summary Risk Indicator:



! The risk indicator assumes you keep the product for the recommended holding period. The actual risk can vary significantly if you exit at an early stage, and you may get back less.

The summary risk indicator is a guide to the level of risk of this product compared to other products. It shows how likely it is that the product will lose money because of movements in the markets or because we are not able to pay you.

We have classified this product as 4 out of 7, which is a medium risk class; in other words, the potential losses from future performance of the product are medium, and if market conditions were to deteriorate, it is unlikely that our capacity to pay you would be affected. This product does not expose you to any additional financial obligations or liabilities. This product does not include any protection from future market performance, so you could lose some or all of your investment.

Other materially relevant risks not included in the Summary Risk Indicator are:

- Credit risk: the issuer of a debt security held by the Fund is no longer able to make the coupon payments or repay the capital.
- Liquidity risk: the potential major impact on asset prices when a financial market is unable to absorb transaction volumes.
- Counterparty risk: the investor is exposed to the risk of a counterparty defaulting or being unable to meet its contractual obligations as part of an over-the-counter transaction.

Performance scenarios

The figures shown include all the costs of the product itself but may not include all the costs that you pay to your adviser or distributor. The figures do not take into account your personal tax situation, which may also affect how much you get back.

What you will get from this product depends on future market performance. Market developments in the future are uncertain and cannot be accurately predicted.

The unfavourable, moderate, and favourable scenarios shown are illustrations using the worst, average, and best performance of the product over a one-year period and over the recommended investment period. They are calculated based on a past performance record of at least ten years. If the past performance record is not long enough, it will be supplemented with assumptions used by the Management Company. Markets could develop very differently in the future. The stress scenario shows what you might get back in extreme market circumstances.

Example investment: €10,000		If you exit after 1 year	If you exit after 5 years (recommended holding period)
Minimum	There is no minimum guaranteed return. You could lose some or all of your investment		
Stress	What you might get back after costs	€4,480	€3,320
	Average return each year	-55.16%	-19.77%
Unfavourable	What you might get back after costs	€7,370	€8,320
	Average return each year	-26.29%	-3.61%
Moderate	What you might get back after costs	€10,350	€13,630
	Average return each year	3.53%	6.38%
Favourable	What you might get back after costs	€13,300	€17,750
	Average return each year	32.98%	12.16%

The scenarios are based on an investment (compared to historical net asset values) made:

- between 31/12/2021 and 31/03/2024 for the unfavourable scenario;
- between 31/01/2015 and 31/01/2020 for the moderate scenario;
- between 31/10/2016 and 31/10/2021 for the favourable scenario.

What happens if the PMC is unable to pay out?

The Fund is a collective financial instrument investment and deposit vehicle, which is separate from the Management Company. Should there be a default by the Management Company, the assets of the Fund held by the depositary will not be affected. Should there be a default by the depositary, the risk of loss of the Fund is mitigated as a result of the depositary's assets being segregated by law from the assets of the Fund.

What are the costs?

The person advising on or selling you this product may charge you other costs. If so, this person will provide you with information about these costs and how they affect your investment.

The tables show the amounts that are taken from your investment to cover different types of costs. These amounts depend on how much you invest and how long you hold the product. The amounts shown here are illustrations based on an example investment amount and different possible investment periods. We have assumed:

- €10,000 is invested;
- in the first year you would get back the amount that you invested (0% annual return);
- for the other holding periods, the product performs as shown in the moderate scenario.

Costs over time (for an investment of €10,000):

	If you exit after 1 year	If you exit after 5 years
Total costs	€566	€1,620
Impact of annual costs (*)	5.73%	2.73% each year

(*) This illustrates how costs reduce your return each year over the holding period. For example, it shows that if you exit at the end of the recommended holding period, your average return per year is expected to be 9.11% before costs and 6.38% after costs.

Composition of costs

One-off costs upon entry or exit	Impact of annual costs if you exit after 1 year.	
Entry costs	4.0% maximum of the amount you pay in when entering this investment. This is the maximum amount that may be deducted from your capital before it is invested. In some cases, you may pay less.	Up to €400
Exit costs	There are no exit costs for this product.	None
Ongoing costs taken each year		
Management fees and other administrative and operating costs	1.6% This is an estimate based on actual costs over the last financial year ended at the end of June 2023. This figure may vary from one financial year to the next.	€154
Transaction costs	0.13% of the value of your investment per year. This is an estimate of the costs incurred when we buy and sell the investments underlying the product. The actual amount will vary depending on how much we buy and sell.	€12
Incidental costs taken under specific conditions		
Performance fees	There is no performance fee for this product.	None

How long should I hold the UCI and can I take my money out early?

Recommended holding period: 5 years

You can redeem your investment at any time. However, the recommended holding period as shown is intended to minimise your risk of capital loss in the event of redemption before this period, although this does not constitute a guarantee.

How can I complain?

For any complaint relating to the Fund, subscribers may consult their adviser or contact Ofi Invest Asset Management:

- either by post: Ofi Invest Asset Management - 22 rue Vernier - 75017 Paris - France
- or by e-mail directly to the following address: contact.clients.am@ofi-invest.com or on the website: www.ofi-invest-am.com

If you are not satisfied with the response given, you may also refer the matter to the AMF Ombudsman via the following link: www.amf-france.org (mediation section) or write to the following address:

Médiateur de l'AMF, Autorité des marchés financiers, 17 place de la Bourse, 75082 Cedex 02.

Other relevant information

SFDR categorisation: Article 8

The Fund promotes environmental and/or social characteristics and governance within the meaning of Article 8 of Regulation (EU) 2019/2088 on sustainability-related disclosures in the financial services sector ("SFDR"). For more information about sustainable finance, please visit the website: <https://www.ofi-invest-am.com/en/sustainable-finance>.

Information about the Fund's past performance presented over five years, along with calculations of past performance scenarios, is available at: <https://www.ofi-invest-am.com/en/products>

The Remuneration Policy and any updates are available at www.ofi-invest-am.com and can also be provided in hard copy format free of charge or on written request sent to the address above.

Ofi Invest Asset Management can only be held liable for statements contained in this document that are misleading, inaccurate or inconsistent with the corresponding sections of the Fund prospectus.

UCITS covered by
Directive 2009/65/EC

Ofi Invest ESG Equity Climate Change Prospectus

Date of issue: April 22nd 2024

Ofi Invest Asset Management

Registered Office: 22, rue Vernier, 75017 Paris
A Limited Liability Company with an Executive Board
with capital of EUR 71,957,490 – RCS Paris 335 133 229



ofi invest
Asset Management

I. GENERAL CHARACTERISTICS

1/ STRUCTURE OF THE UCITS

Name:

Ofi Invest ESG Equity Climate Change (the "Fund").

Legal structure and Member State in which the UCITS was constituted:

Mutual fund under French law.

☒ This product highlights environmental or social features but is not intended as a sustainable investment.

Date of creation and envisaged term:

The Fund was created on 14 March 1997 for a term of 99 years.

Summary of the management offer:

Characteristics							
Unit	ISIN code	Allocation of distributable sums		Currency	Subscribers concerned	Minimum amount of initial subscriptions	Minimum amount of subsequent subscriptions
		Net profit/loss	Net capital gains realised				
I	FR0000981441	Capitalisation	Capitalisation and/or Distribution	EUR	All subscribers (Institutional Clientele)	N/A	N/A
RC	FR0013267150	Capitalisation	Capitalisation and/or Distribution	EUR	All subscribers (more specifically individuals)	N/A	N/A
LFM	FR0011142256	Capitalisation	Capitalisation and/or Distribution	EUR	Units reserved for France Mutualiste insurance policyholders	N/A	N/A
Ofi Invest Actions Climat	FR0013414414	Capitalisation	Capitalisation and/or Distribution	EUR	Unit reserved for the Mutavie network	N/A	N/A
Ofi Invest ESG Klimawandel Aktien Europa	FR0013506631	Capitalisation	Capitalisation and/or Distribution	EUR	Unit reserved for the Oldenburgische Landesbank network and group entities	N/A	N/A

The latest annual report and the latest periodic statement are available from:

The latest annual reports and asset breakdown will be sent to the holder free of charge within eight working days on written request to:

Ofi Invest Asset Management

Legal Department (Service Juridique)

Registered Office: 22, rue Vernier, 75017 Paris (France)

Email: ld-juridique.produits.am@ofi-invest.com



These documents are also available at: <https://www.ofi-invest-am.com>

Further information can be obtained at any time from the Sales Department, either by calling: +33 (0)1 40 68 17 17 or sending an email to: service.client@ofi-invest.com

II. INTERESTED PARTIES

Management company:

Ofi Invest Asset Management

A portfolio management company approved by the French stock exchange commission (Commission des Opérations de Bourse) on 15 July 1992 under the number GP 92-12

A Limited Liability Company with an Executive Board

Registered Office: 22, rue Vernier, 75017 Paris (France)

Hereinafter the "Management Company"

Depository and custodian:

Société Générale

Credit institution created on 8 May 1864 by a decree of authorisation signed by Napoleon III

Registered Office: 29, boulevard Haussmann, 75009 Paris (France).

Postal address of depository function: 189, rue d'Aubervilliers, 75886 Paris Cedex 18 (France)

Identity of the Depository of the UCITS:

The Depository of the UCITS, Société Générale, acting through its Securities Services Department (the "Depository"). Société Générale, with its registered office at 29 boulevard Haussmann, Paris (75009), registered in the Paris Trade and Companies Register under number 552 120 222, is an establishment approved by the French Prudential Supervisory Authority (Autorité de Contrôle Prudentiel et de Résolution (APCR)) and regulated by the French Financial Markets Authority (Autorité des Marchés Financiers (AMF)).

Description of the Depository's responsibilities and potential conflicts of interest:

The Depository has three types of responsibilities, including checking the lawfulness of the Management Company's decisions, monitoring the UCITS' cash flows and safekeeping the assets of the UCITS.

The primary objective of the Depository is to protect the interest of the unitholders/investors of the UCITS.

Potential conflicts of interest may be identified, particularly where the Management Company also has commercial relations with Société Générale alongside its appointment as Depository (which may be the case where Société Générale calculates the net asset value of the UCITS for which Société Générale is the Depository on behalf of the Management Company or where there is a group relationship between the Management Company and the Depository).

To manage these situations, the Depository has introduced and updated a procedure for managing conflicts of interest, aiming at:

- Identification and analysis of situations of potential conflicts of interest;
- Recording, management and monitoring of situations of conflicts of interest by:
 - Relying on the permanent measures in place in order to manage conflicts of interest, such as segregation of tasks, separation of hierarchical and functional lines, monitoring lists of insider dealing, dedicated IT environments;
 - Implementing, on a case-by-case basis:
 - Preventive and appropriate measures such as the creation of an ad hoc monitoring list, new Chinese walls, or verifying that transactions are processed appropriately and/or with the provision of information to the customers concerned;
 - Or by refusing to manage activities which may give rise to conflicts of interest.

Description of any safe-keeping duties delegated by the Depository, list of delegates and sub-delegates and identification of conflicts of interest likely to result from such delegation:

The Depository is responsible for the safe-keeping of the assets (as defined in Article 22(5) of Directive 2009/65/EC amended by Directive 2014/91/EU). In order to offer the services associated with the safe-keeping of assets in a large number of countries and to allow the UCITS to achieve their investment objectives, the Depository has appointed sub-depositaries in countries where the Depository does not have a direct local presence. These entities are listed on the website: www.securities-services.societegenerale.com/fr/nous-connaitre/chiffres-cles/rapports-financiers/.

Under Article 22a (2) of the UCITS V Directive, the appointment and supervision of sub-depositaries follow the highest quality standards, including managing potential conflicts of interest that may arise in connection with such appointments. The Depository has drawn up an effective policy for the identification, prevention and management of conflicts of interest in accordance with national and international regulations as well as international standards.

Delegation of the Depositary's safe-keeping functions may result in conflicts of interest. These have been identified and are controlled. The policy implemented by the Depositary consists of a mechanism which makes it possible to prevent the occurrence of any conflict of interest situation and exercise its activities in such a way that guarantees that the Depositary is always acting in the best interests of the UCITS. In particular, prevention measures consist of ensuring the confidentiality of the information exchanged, physically separating the main activities which may enter into conflicts of interest, identifying and classifying remuneration and monetary and non-monetary benefits and implementing mechanisms and policies regarding gifts and events.

Up-to-date information relating to the above points will be sent to the investor on request.

Auditors

Cabinet Grant Thornton

Registered Office: 29, rue du Pont, 92200 Neuilly-sur-Seine (France)

Represented by Mr Azarias Sekko

Marketer:

Ofi Invest Asset Management

A Limited Liability Company with an Executive Board

Registered Office: 22, rue Vernier, 75017 Paris (France)

Since the Fund is admitted for trading on Euroclear France, its units may be subscribed or redeemed with financial brokers who are not known to the Management Company.

Delegates:

Accounts manager:

Credit institution created on 8 May 1864 by a decree of authorisation signed by Napoleon III

Registered Office: 29, boulevard Haussmann, 75009 Paris (France).

Postal address: 189, rue d'Aubervilliers, 75886 Paris Cedex 18 (France)

In particular, the accounts management delegation agreement entrusts Société Générale with updating of the accounts, calculation of the net asset value, preparation and presentation of the documents necessary for the auditors' audit and holding of accounts documents.

Centraliser by delegation of the Management Company for units yet to be registered or registered in bearer or managed registered form:

Société Générale

Credit institution created on 8 May 1864 by a decree of authorisation signed by Napoleon III

Registered Office: 29, boulevard Haussmann, 75009 Paris (France).

Postal address of function of centralisation of subscription/redemption orders and keeping of registers:
32, rue du Champ-de-tir, 44000 Nantes (France)

Centraliser only for pure registered units (for I units – ISIN code: FR0000981441) and (for RC units – ISIN code: FR0013267150):

IZNES

A simplified joint stock company authorised by the ACPR as an investment firm on 26 June 2020

Registered office: 18 Boulevard Malesherbes - 75008 PARIS - France

In connection with handling the mutual fund's liabilities, subscription and redemption orders may be placed directly with the IZNES for I units (ISIN code: FR0000981441) and RC units (ISIN code: FR0013267150) yet to be registered or registered in pure registered form, and with Société Générale by delegation by the Management Company) for all units (including the Ofi Invest Actions Monde Durable unit) yet to be registered or registered in bearer form.

The procedure for placing subscription or redemption orders for I units (ISIN code: FR0000981441) and for RC units (ISIN code: FR0013267150) yet to be registered or registered in pure registered form is available from the Management Company.

After collection of these orders, IZNES will forward them to Société Générale in its capacity as an affiliate of Euroclear France.

III. OPERATING AND MANAGEMENT PROCEDURE

1/ GENERAL CHARACTERISTICS

Characteristics of units:

- ISIN code – I units: FR0000981441
- ISIN code – RC units: FR0013267150
- ISIN code – LFM units: FR0011142256
- ISIN code – Ofi Invest Actions Climat units: FR0013414414
- ISIN code – Ofi Invest ESG Klimawandel Aktien Europa units: FR0013506631

Nature of the right attached to the unit class:

Every unitholder has a right of joint ownership on the assets of the Fund proportional to the number of units owned.

Liability management:

Registration in the custodian's register for units registered as administered. The Fund is admitted for trading on Euroclear France.

Voting right:

No voting right is attached to the units, decisions being made by the Management Company.

However, information about changes to operation of the Fund is given to unitholders, either individually or via the press, or by any other means in accordance with instruction 2011-19 of 21 December 2011.

Unit form:

Bearer and directly registered and managed registered.

Please note that unitholders may submit their subscription/redemption requests via Ofi invest Asset Management (for I units – ISIN code: FR0000981441) and (for RC units – ISIN code: FR0013267150) in pure registered form and via Société Générale for all other units (including I and RC units) in bearer and managed registered form.

Fractional units:

☒ Yes ☐ No

Number of decimal places for the units:

☐ Tenths ☐ hundredths ☐ thousandths ☒ ten thousandths

Closing date:

Last trading day worked in June.

Information about tax arrangements:

The Fund as such is not liable to taxation. However, unitholders may bear taxation on account of the income distributed by the Fund, where applicable, or when they sell its units.

The tax arrangements applicable to the sums distributed by the Fund, or to the deferred capital gains or losses or those realised by the Fund, depend on the tax provisions applicable to the investor's specific situation, their residence for tax purposes and/or the jurisdiction of investment of the Fund. Thus, certain income distributed in France by the Fund to non-residents may be liable, in that State, to withholding tax.

Warning: depending on your tax arrangements, potential capital gains and income associated with holding units in the Fund may be liable to taxation. We recommend that you ask your usual tax adviser for information about this.

☒ Eligible for the SSP

☐ DSK Contract ☐ Madelin Act ☐ PERP

The American tax law, the Foreign Account Tax Compliance Act ("FATCA"):

The objective of the American law, the FATCA, signed into law on 18 March 2010, is to reinforce the prevention of tax evasion by introducing an annual declaration to the American tax administration (the IRS, Internal Revenue Service) for accounts held outside the US by American taxpayers.

Sections 1471 to 1474 of the Internal Revenue Code ("FATCA") impose withholding tax of 30% on certain payments on a foreign financial institution (FFI) if the said FFI fails to comply with the FATCA. The mutual fund is an FFI and is therefore governed by the FATCA.

These FATCA withholding taxes may be levied on those payments made in favour of the mutual fund, except if the mutual fund complies with the FATCA under the provisions of that act, and with the corresponding legislation and regulations, or if the mutual fund is governed by an Intergovernmental Agreement (IA) so as to improve application of international tax provisions and implementation of the FATCA.

France thus signed an Intergovernmental Agreement (IA) on 14 November 2013; the mutual fund may take all measures necessary to monitor compliance, according to the terms of the IA and local implementing regulations.

In order to fulfil its obligations associated with the FATCA, the mutual fund must obtain certain information from its investors, so as to establish their American tax status. If the investor is a designated US person, a non-US company entity owned by a US company, a Non-Participating Foreign Financial Institution (NPFFI), or on failure to provide the required documents, the mutual fund may have to report information about the investor in question to the competent tax administration, provided this is permitted by law.

All Ofi invest Group partners must also communicate their status and registration number (GIIN: Global Intermediary Identification Number) and immediately notify all changes relating to these data.

Investors are invited to consult their own tax advisers regarding the requirements of the FATCA concerning their personal situation. In particular, investors holding units through intermediaries must ensure compliance by the said intermediaries with the FATCA so as not to be subjected to any withholding tax on the returns from their investments.

Crisis in Ukraine:

Under Council Regulation (EU) No 833/2014, with effect from 12 April 2022, the shares of this UCI may not be subscribed for by any Russian or Belarusian national, by any natural person resident in Russia or Belarus or by any legal person, entity or body established in Russia or Belarus, except for nationals of a Member State and natural persons holding a temporary or permanent residence permit in a Member State.

2/ SPECIFIC PROVISIONS

Characteristics of units:

- ISIN code – I units: FR0000981441
- ISIN code – RC units: FR0013267150
- ISIN code – LFM units: FR0011142256
- ISIN code – Ofi Invest Actions Climat units: FR0013414414
- ISIN code – Ofi Invest ESG Klimawandel Aktien Europa units: FR0013506631

Classification: International equities.

Fund of funds:

Yes ☐ No ☒

Management objective:

The Fund's objective is to outperform the Stoxx Europe 600 ex UK Reinvested Net Dividends Index by investing in companies with an active approach to the energy and environment transition.

Benchmark:

Performances are compared to movements in the Stoxx Europe 600 ex UK Net Dividends Reinvested index.

The STOXX® Europe 600 ex UK Net Total Return index is an equity index, calculated and published by the global index provider STOXX Ltd. ("STOXX") (Bloomberg Ticker: SXXG Index).

The STOXX® Europe 600 ex UK Net Total Return index excludes the United Kingdom from the countries included in the STOXX Europe 600 Net Total Return index, meaning that it is made up of a variable number of securities.

Please note:

The STOXX Europe 600 Net Total Return index is the STOXX Europe 600 reinvested dividends index. It is made up of 600 of the leading stocks from 17 European countries. Equities in the Index cover all economic sectors and are chosen for their level of market capitalisation, their liquidity and their sector-specific weight. The countries included in the index are Austria, Belgium, Denmark, Finland, France, Germany, Iceland, Ireland, Italy, Luxembourg, Netherlands, Norway, Portugal, Spain, Switzerland, Sweden and the United Kingdom.

The index is provided by Swiss company STOXX Ltd, a Qontigo subsidiary of the German Deutsche Börse Group and which, under Benchmark Regulation (EU) 2016/1011, is registered as an administrator in the ESMA public register referred to in Article 36 of this Regulation. The Management Company acts as a "User", as defined in Regulation (EU) 2016/1011.

Tracking website:

<https://markets.ft.com/data/indices/tearsheet/summary?s=SXXR:STX>

<https://www.marketwatch.com/investing/index/sxxg?countrycode=XX>

STOXX Europe 600 Net Total Return index Bloomberg ticker: SXXR Index.

However, the Fund's objective is not to reproduce, in one way or another, the performance of this index. It makes investments based on criteria which can result in significant discrepancies in relation to the behaviour of this index. Investments in companies are made according to weightings which do not depend on the relative weight of each company in the index.

Investment strategy:

➤ Strategies used:

Analysis of the Fundamentals:

The investment universe of Ofi Invest ESG Equity Climate Change includes the securities selected by the Stoxx Europe Total Market Index.

The portfolio is built and managed on the basis of a qualitative analysis of companies with a dominant position in their market or sector, or of specialised companies with leadership in a specific niche.

The qualitative analysis is carried out individually by company in the investment universe. Each stock is thus the subject of an analysis to enable the manager to understand the competitive positions and the quality of its strategy and its management, without neglecting the sectoral and economic environment.

During this analysis phase, the manager undertakes a study of the company's financial criteria. These are mainly the medium-term revenue growth rate, operating income and net income, the return on capital employed and the capacity to finance growth. The analysis of competitive positions and whether or not there are barriers to entry, is based on interviews and visits with directors, and research – at sector or individual level – conducted internally or by selected financial intermediaries.

The team complements its financial analysis with analysis of non-financial criteria in order to favour a "Socially Responsible Investment" (SRI) selection of companies in the portfolio, and takes into account the carbon intensity of the company's activities and its level of involvement in the Energy Transition.

Analysis of ESG criteria:

The ESG analysis is carried out taking into account Environmental, Social and Governance aspects, namely:

- Environmental factor: direct or indirect impact of the issuer's activity on the environment: climate change, natural resources, project funding, toxic emissions and green products;
- Social factor: direct or indirect impact of the issuer's activity on stakeholders: employees, customers, suppliers and civil society, with reference to universal values (in particular: human rights, international labour standards, environmental impact, prevention of corruption, etc.), Human Capital, Supply Chain, Products and Services;
- Governance factor: all processes, regulations, laws and institutions influencing the way that the company is managed, administered and controlled, Governance Structure, Market Behaviour and more.

The SRI research team carries out a detailed analysis of the environmental and social issues specific to each sector of activity, and of governance issues.

Depending on the management company's analysis, the Environmental, Social and Governance issues (ESG) constitute areas of risk which may have significant financial impacts on the issuers and therefore on their sustainability. Furthermore, issuers who incorporate sustainable development issues in their growth strategy create opportunities which contribute to their economic development. To this end, the ESG analysis complements and enriches the traditional financial analysis.

The SRI analysis team defines a sector-based reference for key issues (Environment, Social, Governance), by selecting the most important ESG issues for each sector.

Based on the sector-based reference for key issues, an ESG score is calculated per issuer, which includes, first, the key issue scores for Environment and Social (E and S) and, second, scores for Governance (G) key issues.

Governance issues include a fixed weighting of 30% for corporate governance and a variable weighting of 10% to 40% reflecting the level of risk incurred by the directors' or company's behaviour. This level will vary from business sector to business sector.

The overall weighting of the E and S issues is then determined.

The weighting of environmental, social and governance issues is specific to each sector of activity.

Penalties may be applied to these scores, relating to controversies not yet included in the key issue scores.

This ESG score is calculated out of 10.

The eligible investment universe (the European equities universe) is defined by limiting companies with the lowest SRI Scores (Best in Class scores calculated by our SRI Division) for all issuers included in an ESG analysis (international private issuers, i.e., the securities selected by the Stoxx Europe Total Market Index, known hereinafter as "the investment universe").

In the Best In Class approach, within each sector, companies are ranked according to their SRI Score.

Each SRI category covers 20% of companies in the ICB2 sector, and these categories are as follows:

- Under supervision: companies lagging behind in consideration of ESG issues;
- Uncertain: companies whose ESG issues are poorly managed;
- Follower: companies whose ESG issues are averagely managed;
- Involved: companies active in consideration of ESG issues;
- Leaders: companies most advanced in the consideration of ESG issues.

As part of its management objectives, Ofi Invest ESG Equity Climate Change incorporates the results of the SRI analysis at three levels:

- The investment universe is reduced by eliminating stocks in the bottom quintile for ESG score, which we call "Under Supervision" (Best In Class scores established by our SRI Division);
- The maximum investment in a company depends on its SRI category;
- Finally, 90% of its portfolio companies must be covered by an analysis of ESG criteria.

MAXIMUM WEIGHTING PER SECURITY BASED ON ITS SRI CATEGORY			
LEADERS	INVOLVED	FOLLOWERS	UNCERTAIN
10%	6%	3%	2%

If the portfolio no longer complies with these rules, for example, when the ESG score of an issuer in the portfolio deteriorates, the managers have three months to make any necessary adjustments.

Based on this universe, the Fund will apply the following exclusions:

Ofi invest Asset Management has identified risk areas for its investments in relation to certain business sectors and international benchmarks. Therefore, the Management Company has introduced exclusionary policies to minimise these risks and manage its reputational risk.

The Fund complies with the policies summarised in the document entitled "Investment Policy - Industry and Regulatory Exclusions".

This document is available at: https://www.ofi-invest-am.com/pdf/principes-et-politiques/politique-exclusions-sectorielles-et-normatives_ofi-invest-AM.pdf

All the exclusion policies are available at: <https://www.ofi-invest-am.com>

The ESG analysis of company practices is carried out using a dedicated proprietary tool which automates the quantitative processing of ESG data, combined with qualitative analysis by the SRI division (data mainly from ESG rating agencies, but also from specialised agencies).

There is a risk that, from time to time, our approach will not be effective and that the final rating assigned to an issuer by the Management Company's SRI division will differ from that proposed by a third party.

Furthermore, the selection of SRI UCIs external to the Management Company may generate a lack of consistency insofar as the funds selected can a priori implement different and independent ESG approaches.

Energy and Ecological Transition analysis:

The Fund pursues a strategy to promote the private issuers that are the most active in terms of the Energy Transition.

The universe of sectors of activity with low greenhouse gas emissions will be established by excluding companies with the lowest scores (at least 20%) on environmental issues (such as climate change, natural resources, project financing, toxic discharges and green products).

The universe of sectors with carbon-intensive activity will be analysed based on two main criteria: the Carbon Intensity of the company's activities and how great a role the company is playing in the Energy Transition.

The carbon intensity of the company's activities:

The scope of the companies studied in the Energy and Environmental Transition analysis will cover sectors with the most intensive greenhouse gas (GHG) emissions activity which are most likely to act to significantly reduce them. The analysis will focus on the following sectors:

- Automobile
- Chemicals
- "Intense" industrial activities (ICB 3 sectors: Aerospace and Defence, General Industrials, Industrial Engineering and Industrial Transportation)
- Base materials
- Building materials
- Oil and gas
- Utilities
- "Intense" travel and leisure activities (ICB 3 sectors: Airlines, Hotels and Travel and Tourism)

The measurement used to assess this intensity is financed emissions, which are calculated by dividing the company's total GHG emissions (*) by its balance sheet total. This intensity is expressed in equivalent tonnes of CO₂/million EUR invested. It can be used to estimate an investor's indirect emissions when the investor invests EUR 1 million in the company in question.

(*) Emissions of GHG (greenhouse gas), expressed in equivalent weight of CO₂, are data which originate either from the companies (directly or via declarations made to the Carbon Disclosure Project) or from data estimated by a service provider (MSCI). Certain data are reported voluntarily, and verification is not mandatory.

There are three categories of these emissions (source: ADEME):

- Direct GHG emissions (or Scope 1): Direct emissions from fixed or mobile installations situated within the organisational structure, i.e. emissions from sources owned or controlled by the organisation such as combustion of fixed and mobile sources, industrial processes excluding combustion, emissions from ruminants, biogas from technical landfills, leakage of refrigerants, nitrogen fertilisation, biomass and more.
- Indirect energy emissions (or Scope 2): Indirect emissions associated with the production of electricity, heat or steam imported for the organisation's activities.
- Other indirect emissions (or SCOPE 3): Other emissions indirectly produced by the activities of the organisation which are not included in 2 but which are linked to the entire value chain, such as, for example, the purchase of raw materials, services or other products, employee movements, upstream and downstream transportation of goods, management of waste generated by the organisation's activities, use and end of life of products and services sold, immobilisation of production goods and equipment, and more.

Although it would be desirable to use the three Scopes to calculate intensities, according to the analysis by the portfolio's Management Company, the level of standardisation of Scope 3 is currently insufficient to allow relevant use in the comparison between several companies.

How great a role the company is playing in the energy transition:

For each intensive sector, a matrix is implemented that places the carbon footprint measurement on one axis and the Energy and Environmental Transition analysis on the other axis.

Issuers are then classified into terciles based on their rating on each axis.

Using a scale from 1 to 3, the issuers' ratings on the carbon footprint measurement axis are obtained through:

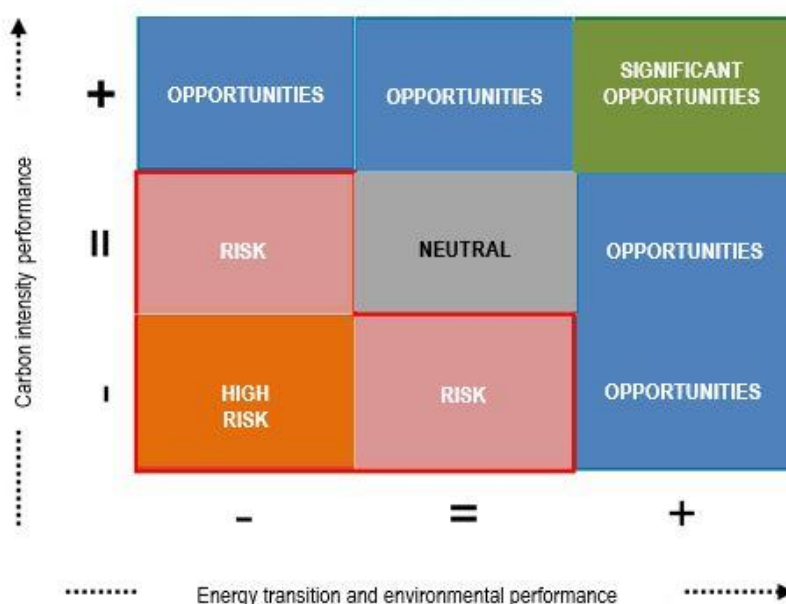
- A "Financed emissions" score, which is higher for less intensive issuers
- A penalty based on Urgewald's Global Coal Exit List (GCEL)
- The rating may be capped based on a qualitative analysis of scope 3

Using a scale from 1 to 3, the issuers' ratings on the Energy and Environmental Transition Analysis axis are obtained through:

- An "Energy Transition" score, measuring how well the environmental theme is managed
- A bonus based on the percentage of turnover generated from "green" products
- The rating may be adjusted for specific operators of public transport (such as railways and buses), port infrastructure and electric transport networks that play a key role in the transition, but have been incorrectly identified however

Based on the classification of the issuers using these two axes, the Energy and Environmental Transition category is obtained using the following approach:

Selection Matrix



Companies in these carbon-intensive sectors that are either "high risk" or "risky" are excluded from the Fund's investment universe. Moreover, the Fund will hold in its portfolio a minimum of 15% of companies that present "strong opportunities". These companies are the best positioned to contribute to the energy and environmental transition.

The Management Company strongly recommends that investors refer to the Transparency Code. Indeed, the mutual fund adheres to the AFG Eurosif Transparency Code for publicly traded SRI funds, which is available on the website: <https://www.ofi-invest-am.com>. This Code describes in detail the non-financial analysis method, the SRI selection process applied and the Energy and Ecological Transition Analysis methodology for private issuers.

SFDR:

➤ [How sustainability risks are integrated into product investment decisions:](#)

The Fund promotes environmental and/or social and governance characteristics within the meaning of Article 8 of Regulation (EU) 2019/2088 on sustainability-related disclosures in the financial services sector ("SFDR"), but does not make this promotion a sustainable investment objective.

For more information on taking environmental and/or social and governance characteristics into account, please refer to the template pre-contractual disclosure document as appended to the prospectus (annex for the financial products referred to in Article 8, paragraphs 1, 2 and 2a, of the SFDR and Article 6, first paragraph, of the Taxonomy Regulation).

➤ [Taxonomy:](#)

The investments underlying this financial product do not take into account the EU criteria for environmentally sustainable economic activities as defined by the "Taxonomy Regulation" (Regulation (EU) 2020/852 on the establishment of a framework to promote sustainable investment, and amending the SFDR). Accordingly, the minimum investment percentage aligned with the EU

Taxonomy to which the Fund commits is 0%. The “do no significant harm” principle applies only to those investments underlying the financial product that take into account the EU criteria for environmentally sustainable economic activities

➤ [Assets \(excluding embedded derivatives\):](#)

The Fund portfolio is made up of the following categories of assets and financial instruments:

Equities:

The Fund is exposed to equity markets on at least 60% of its net assets. More precisely, due to its eligibility for the SSP tax scheme, at least 75% of the Fund is invested in securities eligible for the SSP.

Investments will be made opportunistically, at the manager's discretion, with no sectoral distribution constraints, in small and medium-sized companies listed on OECD markets only. The weighting of the securities in the portfolio will be determined by the size, potential for appreciation and the ESG profile.

In addition to equities, that constitute at least 75% of the Fund's net assets, the following assets may be included in the portfolio composition, up to a maximum of 25%:

Debt securities and money market instruments:

In managing the Fund's cash position, the manager may use bonds, debt securities and money-market instruments.

The private/public debt allocation is not determined in advance; it shall be determined according to market opportunities. Similarly, the manager shall determine the duration and sensitivity of the bonds he holds in the portfolio depending on the management objectives and market opportunities. Issuers of portfolio securities must be rated Investment Grade, based on the rating policy implemented by the Management Company. This debt securities rating policy provides for a single rule in terms of allocation of a long-term rating on bond securities. Under this policy, a rating is determined based on ratings allocated by one or more recognised agencies, and scores from analyses by the Management Company's Credit Analysis team. As a result, investment decisions or credit-instrument transfer decisions are not automatically and exclusively based on the criterion of their rating and are based, among other things, on an internal analysis of the credit or market risk. The decision to buy or to sell an asset is also based on other criteria at the manager's discretion.

Shares or units of other UCITS/AIFs or Investment Funds:

To manage the cash position or access specific markets (sector-based or geographic), the Fund may invest up to 10% of its net assets in units and shares of French or foreign UCITS complying with Directive 2009/65/EC, which themselves invest a maximum of 10% of their assets in units or shares of other UCITS or investment funds, or in units and shares of other French or foreign UCIs or investment funds governed by foreign law that satisfy the conditions provided for in Article R. 214-13 (1) to (4) of the French Monetary and Financial Code.

These funds may be UCITS managed or promoted by companies in the Ofi invest Group.

Other eligible assets:

The Fund may hold up to 10% in an accumulation of money market instruments, debt securities or capital securities not traded on a regulated market complying with Article R. 214.12 of the French Monetary and Financial Code.

➤ [Derivative instruments:](#)

The Fund can operate on fixed-term or conditional financial contracts, traded on regulated and organised markets, French, foreign and/or over-the-counter.

For this purpose, the manager may take positions with a view to respond to market fluctuations. The Fund's positions may be taken: Either to hedge the portfolio's "equity" risk (while respecting the constraint that the Fund be permanently exposed to the equity market associated with its classification), or to expose the portfolio to sectors, equities or market indices through the use of instruments such as futures or options.

The portfolio's exposure is not expected to exceed 100%; however, should there be significant subscriptions or redemptions, or significant fluctuations on the markets, the UCITS may be temporarily exposed above 100%.

More incidentally, operations on OTC markets may be made during cash management or foreign exchange transactions.

The Fund may use derivatives within the limit of 100% of the net assets.

Commitment of the Fund on financial contracts:

The method for calculation of the global risk is the commitment method.

Counterparties to transactions on financial contracts traded over-the-counter:

The manager may process over-the-counter transactions with the following counterparties: BNP Paribas, CACIB, HSBC, Natixis, Société Générale and UBS.

In addition, the Management Company maintains relations with the following counterparties with whom the manager may have to deal: Bank of America Merrill Lynch, Barclays, Goldman Sachs, JPMorgan and Morgan Stanley.

The Fund Management Company selects its counterparties for their expertise in each category of derivatives and each type of underlying asset, for their jurisdiction of incorporation and for the Management Company's assessment of their default risk.

None of these counterparties has discretionary decision-making power on the composition or management of the Fund portfolio or on the underlying assets of the financial contracts acquired by the Fund, or has to give its approval for any transaction relating to the portfolio.

By means of the transactions realised with these counterparties, the Fund bears the risk of their defaulting (insolvency, bankruptcy, etc.). In such a situation, the net asset value of the Fund may fall (see definition of this risk in the "Risk profile" section below).

Financial guarantees:

In line with the Management Company's internal policy and with the aim of limiting the risks, it has put in place financial guarantee contracts, commonly known as "collateral agreements", with its counterparties. The financial guarantees authorised by these agreements are sums of money in euros or in currencies and, for some of them, transferable securities.

If the Management Company does not receive guaranteed financial securities, it has neither a policy for discount of securities received, nor a way to evaluate the guarantees in the security.

In the case of receipt of the financial guarantee in cash, this may be:

- Invested in Short-Term Monetary Mutual Funds (UCI);
- Or not invested and placed in a cash account held by the Fund Depositary

The management of financial guarantees may carry operational, regulatory and safekeeping risks. The risks associated with reinvestments of assets received depend on the type of assets or the type of transactions and may consist of liquidity risks or counterparty risks.

The Management Company possesses the human and technical resources needed to manage these risks.

The financial guarantees received from the counterparties are not subject to restrictions with regard to their reuse.

The Fund does not place any restrictions on its counterparties with regard to reuse of the financial guarantees supplied by the Fund.

Safe-keeping:

The derivative instruments and the guarantees received are kept by the Fund Depositary.

Remuneration:

The Fund is a direct counterparty to transactions on derivative instruments and receives all revenue generated by these transactions. Neither the Management Company nor any third party receives any remuneration in respect of transactions on derivative instruments.

➤ [Securities with embedded derivatives:](#)

Nature of instruments used:

Essentially, Warrants, Subscription Warrants and any type of bond medium to which a right of conversion or subscription are attached.

The strategy of use of embedded derivatives in order to achieve the management objective:

Interventions on securities with embedded derivatives shall be of the same nature as those realised on derivative instruments. Recourse to securities with embedded derivatives is subordinate on their potential advantage in terms of costs/efficiency or liquidity.

As well as by use of derivative instruments, investment on securities with embedded derivatives is not intended to expose the portfolio above 100%. However, in the case of significant subscriptions or redemptions, or significant fluctuations on the markets, the UCITS may be temporarily exposed above 100%.

➤ Deposits:

The UCITS may make deposits of a maximum term of 12 months, with one or more credit institutions. The aim of these deposits is to contribute to the remuneration of the cash position.

➤ Cash borrowing:

As part of normal operations, the UCITS may temporarily find itself in a debit position and resort, in this case, to cash borrowing, within a limit of 10% of its net assets.

➤ Acquisition transactions and temporary purchase and sale of securities:

The Fund is not designed to carry out acquisitions transactions or temporary purchase or sale of securities.

Risk profile:

The Fund will be mainly invested in financial instruments selected by the Management Company. These instruments will experience market developments and fluctuations.

The Fund is a UCITS classified as "International Equities".

Investors are therefore mainly exposed to the risks below, this list not being exhaustive.

Capital risk and performance risk:

The investor is advised that the performance of the UCITS might not conform to their objectives and that their capital might not be returned in full, the UCITS not benefiting from any guarantee or protection of capital invested.

Equity risk:

The UCITS is invested on one or more equity markets which may experience marked variations. The investor's attention is drawn to the fact that variations in the price of the portfolio assets and/or the market risk might result in a significant reduction in the net asset value of the UCITS.

Risk associated with holding small capitalisations:

On account of its management direction, the fund may be exposed to small and medium capitalisations which, taking account of their specific characteristics, may present a liquidity risk. On account of the limited size of the market, the evolution of these stocks is more marked in an upward direction than a downward direction and may generate marked fluctuations in the net asset value.

Foreign exchange risk:

This is the risk of foreign currency variation affecting the value of the stocks held by the UCITS. The investor's attention is drawn to the fact that the net asset value of the UCITS will drop in the case of an unfavourable change in the foreign currency rate other than the euro.

Counterparty risk:

This is the risk associated with use by the UCITS of futures and OTC instruments. These transactions concluded with one or more eligible counterparties potentially expose the UCITS to a risk of defaulting of one of these counterparties possibly resulting in failure to pay which will reduce the net asset value.

Interest rate risk:

Because of its composition, the UCITS may be subject to an interest rate risk. This risk results from the fact that, in general, the price of debt securities and bonds falls when rates rise. The net asset value may therefore drop if interest rates rise.

Credit risk:

In the case of downgrading of private issuers (for example, of their rating by financial rating agencies), or their defaulting, the value of private bonds may fall. The net asset value of the UCITS may therefore fall.

Sustainability risk:

Sustainability risks are primarily related to climate events resulting from climate change (known as physical risks), the ability of companies to respond to climate change (known as transition risks) and which may result in unanticipated losses affecting the mutual fund's investments and financial performance. Social events (inequalities, labour relations, investment in human capital, accident prevention, changes in consumer behaviour, etc.) or governance gaps (recurrent and significant breach of international agreements, corruption, product quality and safety and sales practices) can also translate into sustainability risks.

Subscribers concerned and standard investor profile:

I units: all subscribers.

LFM units: reserved for France Mutualiste insurance policyholders.

RC units: all subscribers (Retail clientele).

Ofi Invest Actions Climat units: reserved for the Mutavie network.

Ofi Invest ESG KLIMAWANDEL AKTIEN EUROPA units: reserved for the Oldenburgische Landesbank network and group entities.

The amount which it is reasonable to invest in the UCITS depends on the personal situation of the investor. To determine this, investors should take into account their personal wealth, their current and future needs, their investment horizon and also their wish to take risks or, on the contrary, to favour prudent investment. He is also strongly recommended to sufficiently diversify his investments, so as not to expose them exclusively to the risk of this UCITS.

The recommended investment period: more than five years.

Procedure for determination and allocation of distributable amounts:

Capitalisation mutual fund.

Entry into the accounts according to the cashed coupon method.

The sums distributable by an UCITS are made up of:

- 1 The net result plus retained income plus or minus the balance of the income adjustment account;
- 2 Net realised capital gains less net realised capital losses, recorded during the financial year, plus net capital gains of the same kind recorded in previous financial years not paid out or accumulated, reduced or increased by the balance of the adjustment account for capital gains.

The sums mentioned in points 1 and 2 may be distributed, in full or in part, irrespective of each other.

The Management Company decides on the allocation of results.

Distributable sums are paid out within a maximum of five months following the end of the financial year.

The mutual fund has opted for the following option:

Distributable amounts relating to the net result:

- ☒ Pure accumulation: the distributable sums relating to the net result are capitalised in full, except those subject to mandatory distribution by virtue of the law;
- ☐ Pure distribution: the distributable sums relating to the net result are distributed in full, rounded to the nearest whole number. The Management Company may decide on the payment of exceptional part payments;
- ☐ The Management Company decides, each year, on allocation of the net result. The Management Company may decide on the payment of exceptional part payments.

Distributable sums relating to capital gains made:

- ☐ Pure accumulation: distributable sums relating to capital gains made are accumulated in full;
- ☐ Pure distribution: distributable sums relating to capital gains made are distributed in full, rounded to the nearest whole number. The Management Company may decide on the payment of exceptional part payments;
- ☒ The Management Company decides, each year, on allocation of the capital gains made. The Management Company may decide on the payment of exceptional part payments.

Characteristics of units:

Characteristics							
Unit	ISIN code	Allocation of distributable sums		Currency	Subscribers concerned	Minimum amount of initial subscriptions	Minimum amount of subsequent subscriptions
		Net profit/loss	Net capital gains realised				
I	FR0000981441	Capitalisation	Capitalisation and/or Distribution	EUR	All subscribers (Institutional Clientele)	N/A	N/A
RC	FR0013267150	Capitalisation	Capitalisation and/or Distribution	EUR	All subscribers (more specifically individuals)	N/A	N/A
LFM	FR0011142256	Capitalisation	Capitalisation and/or Distribution	EUR	Units reserved for France Mutualiste insurance policyholders	N/A	N/A
Ofi Invest Actions Climat	FR0013414414	Capitalisation	Capitalisation and/or Distribution	EUR	Unit reserved for the Mutavie network	N/A	N/A
Ofi Invest ESG Klimawandel Aktien Europa	FR0013506631	Capitalisation	Capitalisation and/or Distribution	EUR	Unit reserved for the Oldenburgische Landesbank network and group entities	N/A	N/A

Subscription and redemption procedure:

Two options via Ofi invest Asset Management for I units (ISIN code: FR0000981441) and for RC units (ISIN code: FR0013267150) in pure registered form or via Société Générale for all units (including I and RC units) in bearer or managed registered form.

Subscription/redemption requests are centralised each valuation day up to 12:00/noon to the Depositary and answered based on the next net asset value, i.e., at an unknown price.

The corresponding payments are made on the second non-holiday trading day following the net asset value date.

Option of subscribing in amounts and/or in fractions of units: redemptions can only be made in quantities of units (ten thousandths).

Date and frequency of calculation of the net asset value: daily.

The net asset value is calculated every non-holiday trading day.

The original net asset value of the I unit is: EUR 1,524.49

The original net asset value of the RC unit is: EUR 1,000

The original net asset value of the LFM unit is: EUR 50

The original net asset value of the Ofi Invest Actions Climat unit is: EUR 100

The original net asset value of the Ofi Invest ESG KLIMAWANDEL AKTIEN EUROPA unit is: EUR 100

Crisis in Ukraine:

Under Council Regulation (EU) No 833/2014, with effect from 12 April 2022, the shares of this UCI may not be subscribed for by any Russian or Belarusian national, by any natural person resident in Russia or Belarus or by any legal person, entity or body established in Russia or Belarus, except for nationals of a Member State and natural persons holding a temporary or permanent residence permit in a Member State.

The body designated for centralising subscriptions and redemptions:

For directly registered units:

Ofi Invest Asset Management

Registered Office: 22, rue Vernier, 75017 Paris (France)

IZNES

A simplified joint stock company authorised by the ACPR as an investment firm on 26 June 2020

Registered office: 18 Boulevard Malesherbes - 75008 PARIS - France

In connection with handling the mutual fund's liabilities, subscription and redemption orders may be placed directly with the IZNES for I units (ISIN code: FR0000981441) and RC units (ISIN code: FR0013267150) yet to be registered or registered in pure registered form, and with Société Générale by delegation by the Management Company) for all units (including the Ofi Invest Actions Monde Durable unit) yet to be registered or registered in bearer form.

The procedure for placing subscription or redemption orders for I units (ISIN code: FR0000981441) and for RC units (ISIN code: FR0013267150) yet to be registered or registered in pure registered form is available from the Management Company.

After collection of these orders, IZNES will forward them to Société Générale in its capacity as an affiliate of Euroclear France.

For bearer and externally managed registered units (including I and RC units):

Société Générale

Postal address: 32, rue du Champ-de-tir, 44000 Nantes (France).

Investors wishing to subscribe to units and unitholders wishing to redeem units are invited to contact IZNES directly for I units (ISIN code: FR0000981441) and for RC units (ISIN code: FR0013267150) for pure registered units or Société Générale (by delegation of the Management Company) for all bearer and managed registered units (including I and RC units) regarding the deadline for accepting their subscription or redemption request, which may be earlier than the centralisation time mentioned above.

In exceptional circumstances, the absence of a redemption capping mechanism may result in the Fund being unable to meet redemption requests and, as a result, increase the risk of full suspension of subscriptions and redemptions on this Fund.

Redemption cap mechanism (« Gates »):

Under the General Regulation of the AMF, the Management Company may, temporarily, when exceptional circumstances so require, implement a redemption cap mechanism, which allows redemption requests from the Fund's unitholders to be spread over several net asset values if they exceed a certain threshold, determined objectively to guarantee the well management of the Fund management and therefore equity among unitholders.

Therefore, the threshold determined by Ofi Invest Asset Management is set to 5% (net redemptions of subscriptions/ last known net asset value). This threshold is appropriate given the frequency with which the net asset value of the Fund is calculated, its management strategy and the liquidity of the assets it holds.

However, this threshold is not triggered systematically: if liquidity conditions permit, the Management Company may decide to honour redemptions above this threshold. The maximum application duration of this mechanism is fixed at 20 net asset values over 3 months.

Subscription and redemption transactions for the same number of units, based on the same net asset value and for the same unitholder or beneficial owner (referred to as round-trip transactions), are not affected by the redemption cap mechanism.

Description of the method used:

The Fund's unitholders are reminded that the threshold for triggering the redemption cap mechanism is measured using the ratio between:

- the difference between the number of the Fund's units for which redemption is requested or the total amount of such redemptions and the number of the Fund's units for which subscription is requested or the total amount of such subscriptions on the same centralisation date; and
- the net assets or the total number of the Fund's units.

If the Fund has several unit classes, the trigger threshold for this mechanism will be the same for all unit classes in the Fund. This threshold applies to centralised redemptions for all the Fund's assets and not specifically to the Fund's unit classes.

If redemption requests exceed the threshold for triggering the capping mechanism, the Management Company may decide to honour requests above the provided cap, and therefore partially or fully execute orders that may have been blocked.

By way of example, if the total redemption requests for the Fund's units, on the same centralisation date, are 20%, while the triggering threshold is set at 5% of the net assets, the Management Company may decide to honour redemption requests up to 10% of net assets (and therefore execute 50% of redemption requests instead of 25% if it were to strictly apply the 5% cap).

Unitholder information terms:

Should the redemption cap mechanism be activated, all [unitholders of the Fund] will be informed through the Management Company's website (<https://www.ofi-invest-am.com>).

Unitholders of the Fund whose orders have not been executed will be individually notified without delay.

Processing of orders that have not been executed:

These will be automatically postponed to the next net asset value and will not have priority over new redemption orders placed for execution on the next net asset value. In any event, unexecuted and automatically postponed redemption orders may not be revoked by the unitholders of the Fund concerned.

The net asset value of the Fund is available on request from:

Ofi Invest Asset Management

Registered Office: 22, rue Vernier, 75017 Paris (France)

Email: service.client@ofi-invest.com

Charges and fees:

➤ Subscription and redemption fees:

Subscription and redemption fees are added to the subscription price paid by investors, or deducted from the redemption price.

Commission retained by the UCITS serves to offset the costs borne by the UCITS to invest or divest the assets entrusted.

Commission not retained is paid to the Management Company or to the marketers.

Fees payable by investors, collected at the time of subscriptions and redemptions	Base	Rate / scale I – LFM – RC units	Rate / scale Ofi Invest Actions Climat units	Rate / scale Ofi Invest ESG KLIMAWANDEL AKTIEN EUROPA units
Subscription fee not retained by the UCITS	Net asset value X number of units	4% Maximum rate	N/A	4% Maximum rate
Subscription fee retained by the UCITS	Net asset value X number of units	N/A	N/A	N/A
Redemption fee not retained by the UCITS	Net asset value X number of units	1% Maximum rate	N/A	N/A
Redemption fee retained by the UCITS	Net asset value X number of units	N/A	N/A	Nil

➤ [Management fees:](#)

Fees cover all costs invoiced directly to the Fund, with the exception of transactions costs.

For more detail about the fees charged to the Fund, please refer to the PRIIPs Regulation.

Fees charged to the UCITS	Base	Rate / scale I and LFM units	Rate / scale RC units	Rate / scale Ofi Invest Actions Climat units	Rate / scale Ofi Invest ESG KLIMAWANDEL AKTIEN EUROPA units
Management Company's external management fees and running costs	Net assets	1.30% (including tax) Maximum rate	1.80% (including tax) Maximum rate	1.50% (including tax) Maximum rate	1.70% (including tax) Maximum rate
Maximum turnover fee per transaction (1) Service provider collecting turnover fee: 100% depositary/custodian	Fixed fee per transaction				
	Transferable securities and money market products Eurozone and Mature Countries	EUR 0 to 120 (excluding tax)		EUR 0 to 120 (excluding tax)	EUR 0 to 120 (excluding tax)
	Emerging Countries	EUR 0 to 200 (excluding tax)		EUR 0 to 200 (excluding tax)	EUR 0 to 200 (excluding tax)
	UCI	EUR 0 to 120 (excluding tax)		EUR 0 to 120 (excluding tax)	EUR 0 to 120 (excluding tax)
	"Ordinary" OTC products	EUR 0 to 50 (excluding tax)		EUR 0 to 50 (excluding tax)	EUR 0 to 50 (excluding tax)
	"Complex" OTC products	EUR 0 to 150 (excluding tax)		EUR 0 to 150 (excluding tax)	EUR 0 to 150 (excluding tax)
	Cleared derivatives	EUR 0 to 450 (excluding tax)		EUR 0 to 450 (excluding tax)	EUR 0 to 450 (excluding tax)
Outperformance fee	-	20% above the Stoxx Europe 600 ex UK Net Dividends Reinvested index	20% above the Stoxx Europe 600 ex UK Net Dividends Reinvested index	N/A	N/A

Only the fees mentioned below may sit outside of the 3 groups of fees referenced above and, in this case, must be mentioned hereafter:

- the contributions owed for management of the UCITS, in accordance with Article L621-5-3 II (3) (d) of the French Monetary and Financial Code;
- exceptional and non-recurring duties, taxes, fees and governmental rights (in relation to the UCITS);
- exceptional and non-recurring costs with a view to recovery of debts (e.g.: Lehman) or proceedings to assert a right (eg: class action).

Information relating to these fees is also set out ex post in the UCITS' annual report.

Operating and management fees are directly charged to the profit and loss account of the Fund on calculation of each net asset value.

➤ [Outperformance fee for I - LFM and RC units:](#)

Variable fees correspond to an outperformance fee.

From 1st July 2022, the outperformance fee is calculated as follows:

The calculation period for the outperformance fee, or crystallisation period, runs from 1st July to 30 June each year. The calculation also takes into account the relative performance of previous periods (see below).

At each net asset value calculation, the outperformance of the Fund is defined as the positive difference between the net assets of the Fund, before taking into account any provision for outperformance fees, and the net assets of a notional fund that achieves precisely the same performance as the benchmark and has the same subscription and redemption pattern as the actual Fund.

Each time the net asset value is established, the outperformance fee, then established as equal to 20% of the performance above the STOXX EUROPE 600 ex UK Net Dividends Reinvested index, is covered by a provision, or a provision reversal limited to the existing allocation.

In addition, an outperformance fee can only be provisioned if there is an outperformance over the reference period, which is defined as the last 5 crystallisation periods on a rolling basis, including the current crystallisation period. For this purpose, if there is an underperformance over one of the last 4 full crystallisation periods and this is not offset by an outperformance over subsequent periods, the share of the underperformance that has not been offset is carried over to subsequent periods, on a maximum of 4 occasions.

As an exception, the reference period will begin on 1st July 2022: previous crystallisation periods are not considered for the calculation. The first reference period will run from 1st July 2022 to 30 June 2023, the second from 1st July 2023 to 30 June 2024, and so on up to the fifth from 1st July 2026 to 30 June 2027.

For example:

Crystallisation period	Relative performance	Underperformance is to be offset for the following periods	Payment of an outperformance fee
Period 1	2%	0%	Yes
Period 2	-6%	-6%	No
Period 3	2%	-4%	No
Period 4	2%	-2%	No
Period 5	-4%	-6%	No
Period 6	0%	-4%	No
Period 7	5%	0%	Yes

In the case of negative absolute performance, when the relative performance of the Sub-Fund is positive, this same outperformance fee shall also be collected, but this shall be limited to 1.5% of the net assets.

In the case of redemptions, the share of the outperformance fee corresponding to the redeemed shares is collected by the Management Company.

Except for redemptions, the Management Company collects the outperformance fee on the end date of each crystallisation period.

A description of the method used for calculating the outperformance fee is provided to subscribers by the Management Company.

➤ [Brief description of the procedure for choosing brokers:](#)

The Ofi invest Group has set up a procedure for selecting and evaluating market brokers, which makes it possible to choose the best market brokers for each financial instrument category and to ensure the quality of order execution on behalf of our managed funds.

The management teams can send their orders directly to the selected market brokers or through the Ofi invest Group's trading desk, Ofi Invest Intermediation Services. If Ofi Invest Intermediation Services is used, order reception and transmission fees will also be charged to the Fund in addition to the management fees described above.

This service provider handles the receipt and transmission of orders, followed by execution or not, to the market brokers on the following financial instruments: Debt securities, Capital securities, UCI units or shares, Financial contracts.

This service provider's expertise makes it possible to separate the selection of financial instruments (which remains the responsibility of the Management Company) from their trading, whilst ensuring the best execution of orders.

The Ofi invest Group's management teams conduct a multi-criteria assessment every six months. Depending on the circumstances, it takes into consideration several or all of the following criteria:

- Monitoring volumes of transactions per market broker;
- analysis of the counterparty risk and how this develops (a distinction is made between "brokers" and "counterparties");
- the nature of the financial instrument, the execution price, where applicable the total cost, the speed of execution and the size of the order;
- Feedback on operational incidents identified by managers or the Middle Office.

At the end of this assessment, the Ofi invest Group may reduce the volume of orders entrusted to a market broker or remove the broker temporarily or permanently from its list of authorised service providers.

This valuation can be based on an analysis report provided by an independent service provider.

The selection of UCIs relies on a threefold analysis:

- A quantitative analysis of the media selected;
- An additional qualitative analysis;
- Due diligence, which aims to validate the option of intervening on a given fund and of setting investment limits on the fund in question and on the corresponding management company.

A post-investment committee meets every six months to review all authorisations given and limits consumed.

For the execution of certain financial instruments, the Management Company uses commission sharing agreements (CCP or CSA), according to which a limited number of investment service providers:

- Provide the order execution service;
- Collect brokerage costs relating to services that assist with investment decisions;
- Pay these costs back to a third-party provider of these services.

The objective sought is to use, as far as possible, the best service providers in each speciality (execution of orders and assistance with investment/disinvestment decisions).

IV. COMMERCIAL INFORMATION

1/ Distribution

Distributable sums are paid out, where applicable, within five months at the most of the end of the financial year.

2/ Redemption or reimbursement of units

Redemptions of units of the Fund can be sent to:

For the I unit – ISIN code: FR0000981441 and for RC units – ISIN code: FR0013267150] in pure registered form:

IZNES

A simplified joint stock company authorised by the ACPR as an investment firm on 26 June 2020

Registered office: 18 Boulevard Malesherbes - 75008 PARIS - France

For all bearer and externally managed registered units (including I and RC units):

Société Générale

Postal address of function of centralisation of subscription/redemption orders and keeping of registers (by delegation by the Management Company): 32, rue du Champ-de-tir, 44000 Nantes (France)

Unitholders are informed of changes affecting the Fund according to the terms defined by the French Financial Markets Authority [Autorité des marchés financiers]: specific provision of information or any other method (financial notices, periodic documents and so on).

3/ Distribution of information about the UCITS

The Fund prospectus, the net asset value of the fund and the latest annual reports and periodic documents are available, on request, from:

Ofi Invest Asset Management

Registered Office: 22, rue Vernier, 75017 Paris (France)

Email: ld-juridique.produits.am@ofi-invest.com and/or service.client@ofi-invest.com

4/ Information on ESG criteria

The Management Company provides investors with information on how its investment policy takes into account criteria relating to compliance with social, environmental and governance quality objectives on its website: <https://www.ofi-invest-am.com> and in the Fund's annual report (from financial years beginning on or after 1st January 2012).

5/ Transfer of portfolio composition

The Management Company may transfer, directly or indirectly, the composition of the assets of the Fund to the Fund unitholders who have professional investor status, solely for purposes related to regulatory obligations in the context of calculation of equity. This transfer occurs, where applicable, within a period of no more than 48 hours after publication of the net asset value of the Fund.

V. INVESTMENT RULES

THE FUND IS SUBJECT TO THE INVESTMENT RULES AND REGULATORY RATIOS APPLICABLE TO "AUTHORISED UCITS IN ACCORDANCE WITH DIRECTIVE 2009/65/EC" IN ARTICLE L.214-2 OF THE FRENCH MONETARY AND FINANCIAL CODE.

The Fund is subject to the investment rules and regulatory ratios applicable to authorised UCITS in accordance with Directive 2009/65/EC coming under Article L.214-2 of the French Monetary and Financial Code, governed by Sub-section 1 of Section 1 of Chapter IV of Title I of Book II of the French Monetary and Financial Code.

The main financial instruments and management techniques used by the Fund are mentioned in the "Operating and Management Procedures" section of the prospectus.

VI. GLOBAL RISK

The method applied for calculation of the global risk is the commitment method.

VII. RULES FOR VALUATION AND POSTING OF ASSETS

The rules for valuation of the assets are based, first, on valuation methods and second, on practical terms which are specified in the appendix to the annual accounts and in the prospectus. The rules for valuation are fixed, under its responsibility, by the Management Company.

The net asset value is calculated every non-holiday trading day worked in Paris, and is dated that same day.

I/ RULES FOR VALUATION OF ASSETS:

The UCI has complied with the accounting rules established by the amended Accounting Standards Authority regulation no. 2014-01 on the accounting plan of open-ended UCIs.

Accounts relating to the securities portfolio are kept based on historical cost: entries (purchases or subscriptions) and exits (sales or redemptions) are posted based on the acquisition price, excluding costs.

Any exit generates a capital gain or capital loss from sale or redemption and potentially, a redemption bonus.

Accrued coupons on negotiable debt securities are considered on the day of the net asset value date.

The Fund values its securities at the actual value, the value resulting from the market value or in the absence of the existence of any market, from financial methods. The entry value-actual value difference generates a capital gain or loss which shall be posted as "difference in estimate of portfolio".

Description of methods of valuation of balance sheet entries and fixed-term and conditional transactions:

Financial instruments:

- Debt securities: debt securities admitted for trading on a regulated or similar market are valued, under the responsibility of the Management Company, by comparing the prices of these assets with various sources.

Money market instruments:

- Negotiable debt securities (NDS) with a duration on issue, acquisition or residual duration which is less than three months are valued using a linear method up to maturity at the issue or acquisition price or at the last price applied for their valuation at the market price.
- Negotiable debt securities (NDS) with a residual duration of more than three months are valued at the market price at the time of publication of inter-bank market prices.

Unlisted transferable securities:

Unlisted transferable securities are valued under the responsibility of the Management Company using methods based on the asset value and the return, taking into account the prices applied at the time of recent significant transactions.

UCI:

Units or shares of UCITS are valued at the last known net asset value on the actual day of calculation of the net asset value.

▪ **Financial contracts (otherwise known as "futures instruments") within the meaning of Article L.211-1, III of the French Monetary and Financial Code:**

- Financial contracts traded on a regulated or similar market: futures or options, traded on European regulated or similar markets, are valued at the settlement price, or failing this, based on the closing price.
- Financial contracts not traded on a regulated or similar market (i.e. traded over-the-counter):
 - Financial contracts not traded on a regulated or similar market: financial contracts not traded on a regulated or similar market and forming the subject of settlement are valued at the settlement price.
 - Financial contracts not traded on a regulated or similar market and not cleared: financial contracts not traded on a regulated or similar market, and not forming the subject of clearing, are valued using mark-to-model or mark-to-market pricing using prices provided by the counterparties.

Acquisitions and temporary purchases and sales of securities:

The Fund is not designed to carry out acquisitions transactions or temporary purchases or sales of securities.

Deposits:

Deposits are valued at their book value.

Currencies:

Foreign currencies in cash are valued with the prices published daily on the financial databases used by the Management Company.

II/ METHOD OF POSTING:

Description of method followed for posting income from securities with fixed income:

The result is calculated based on accrued coupons. Coupons accrued on the day of the valuations constitute an element of the valuation difference.

Description of the method for calculating the fixed management fee for I, LFM and Ofi Invest Actions Climat units:

Management fees are directly charged to the profit and loss account of the UCITS, when each net asset value is calculated. The maximum rate applied based on net assets may not exceed 1.30% inclusive of tax, all UCIs included, for I and LFM units; 1.80% inclusive of tax, all UCIs included, for RC units; and 1.50% inclusive of tax, all UCIs included, for Ofi Invest Actions Climat units.

Description of the method for calculating variable management fees for I, LFM and RC units:

These correspond to 20% (including tax) of the outperformance above the Stoxx Europe 600 ex UK Net Dividends Reinvested index. Variable costs will be provisioned at each net asset value and collected at the end of each financial year. However, only an increase in the difference established at the end of a financial year compared to one of the previous year-ends will give rise to the collection of variable costs. In the case of underperformance during the financial year, there will be a reversal of the provision capped at the level of allocations.

When the relative performance of the Fund is positive, this same outperformance fee will also be collected but limited to 1.5% of the net assets.

On 1st April 2022, the benchmark was changed from the STOXX EUROPE 600 index to the STOXX EUROPE 600 ex UK Net Dividends Reinvested.

Exceptionally, for the calculation period for the outperformance fee, which will run from 1st July 2021 to 30 June 2022, the outperformance fee will be linked as follows:

From 1st July 2021 to 31 March 2022, it will be defined as equal to 20% (including tax) of the performance above the Stoxx Europe 600 Net Dividends Reinvested index, and then from 1st April 2022 to 30 June 2022, it will be defined as equal to 20% (including tax) of the performance above the Stoxx Europe 600 ex UK Net Dividends Reinvested index.

VIII. REMUNERATION

In accordance with Directive 2009/65/EC, the Company has introduced a remuneration policy adapted to its organisation and its activities.

This policy aims to provide a framework for the different remuneration packages for employees with decision-making, control or risk-taking powers within the Company.

This remuneration policy has been defined in the light of the objectives, values and interests of the Ofi invest Group, the UCIs managed by the Management Company and their shareholders.

The objective of this policy is to discourage excessive risk-taking, notably in contradiction with the risk profile of the managed funds.

The Ofi invest Group Strategic Committee adopts and supervises the remuneration policy.

The remuneration policy is available at: <https://www.ofi-invest-am.com>, or free of charge on written request to the Management Company.

UCITS covered by
Directive 2009/65/EC

Ofi Invest ESG Equity Climate Change Regulation

Date of issue: April 22nd 2024

Ofi Invest Asset Management

Registered Office: 22, rue Vernier, 75017 Paris
A Limited Liability Company with an Executive Board
with capital of EUR 71,957,490 – Companies Register for
Paris No. 335 133 229



Ofi invest
Asset Management

I. ASSETS AND UNITS

Article 1 - Jointly-owned units

The rights of co-owners are denominated in units, each unit corresponding to the same fraction of the assets of the Fund. Every unitholder has a right of joint ownership on the assets of the Fund proportional to the number of units owned.

The Fund's term is 99 years from 14 March 1997 except in the case of early dissolution or extension as provided for in this Regulation.

Fractional shares:

☒ Yes ☐ No

Number of fractions:

☐ Tenths ☐ hundredths ☐ thousandths ☒ ten thousandths

Unit categories:

The characteristics of the various unit classes and their access conditions are set out in the Fund prospectus.

The various unit categories may:

- Benefit from different income distribution procedures (distribution or accumulation);
- Be denominated in different currencies;
- Bear different management fees;
- Bear different subscription and redemption fees;
- Have a different nominal value;
- Be combined with systematic risk hedging, partial or full, defined in the prospectus. This hedging is assured through financial instruments to minimise the impact of hedging transactions on other hedging categories and on other unit classes of the UCITS;
- Be reserved for one or more marketing networks.

The provisions of the regulations governing the issue and redemption of units are applicable to the fractions of units with a value which will always be proportional to that of the unit they represent. All other provisions of the regulations relating to units apply to the fractions of units without it being necessary to specify this, except where stipulated otherwise.

Lastly, the Executive Board of the Management Company may, on its decisions alone, proceed with division of the units by the creation of new units which are allocated to unitholders in exchange for old units.

Article 2 - Minimum amount of assets

No redemption of units is possible if the mutual fund's assets fall below EUR 300,000; when the assets remain below this amount for thirty days, the Management Company takes the necessary measures to proceed with the liquidation of the UCITS concerned or carries out one of the transactions mentioned in Article 411-16 of the General Regulation of the AMF (transfer of the UCITS).

Article 3 - Issue and redemption of units

The units are issued at any time at the request of the unitholders, based on their net asset value plus, where applicable, subscription fee.

Redemptions and subscriptions are carried out under the conditions and according to the procedures defined in the prospectus.

The units of Mutual Funds may form the subject of admission for listing, according to the regulations in force.

Subscriptions must be paid-up in full on the day of calculation of the net asset value. They can be paid in cash and/or by contribution of financial instruments. The Management Company is entitled to refuse the securities proposed and, to this end, has a period of seven days from their deposit in which to make its decision known. In the case of acceptance, the securities contributed are valued according to the rules fixed in Article 4 and subscription is carried out based on the first net asset value following acceptance of the securities concerned.

Redemptions are carried out exclusively in cash, except in the case of liquidation of the Fund when the unitholders have notified their consent to be reimbursed in stocks. They are paid by the account holder-issuer within five days at the most following the day of valuation of the unit.

However, if, in exceptional circumstances, redemption requires the prior realisation of assets included in the Fund, this deadline may be extended, but may not exceed 30 days.

Except in the event of inheritance or gift-sharing, the sale or transfer of units between unitholders, or from unitholders to a third party, is comparable to a redemption followed by a subscription; in the case of a third party, the amount of the sale or transfer must, where applicable, be supplemented by the beneficiary to reach the minimum subscription required by the prospectus.

Under Articles L. 214-8-7 of the French Monetary and Financial Code and 411-20-1 of the General Regulation of the AMF, the redemption by the Fund of its units, like the issue of new units, may be suspended, temporarily, by the Management Company, when exceptional circumstances require this and if the interest of the unitholders demands it. The redemption cap mechanism will be triggered by the Management Company when a threshold (redemptions net of subscriptions/last known net asset value) predefined in the Fund's prospectus is reached. If liquidity conditions permit, the Management Company may decide to not trigger the redemption cap mechanism, and therefore, to honour redemptions above this threshold. The maximum application duration for this mechanism depends on the frequency with which the net asset value of the Fund is calculated, and it is disclosed in the prospectus. The unexecuted redemption orders on a net asset value will not have priority over new redemption orders placed for execution on the next net asset value.

When the assets of the mutual fund are less than the amount fixed by the regulations, no redemption of units can be carried out.

The UCITS may cease issuing units in application of the third paragraph of Article L. 214-8-7 of the French Monetary and Financial Code, temporarily or permanently, partially or totally, in objective situations resulting in the closure of subscriptions, such as a maximum number of units having been issued, a maximum amount of securities having been attained or the expiry of a pre-determined subscription period. If this tool is triggered, information will be provided by any means available to existing unitholders concerning its triggering, as well as the threshold and objective situation that led to the decision to partially or totally close issues. For partial closures, this provision of information by any means shall explicitly specify the terms under which existing unitholders may continue to subscribe during the period of such partial closing. Unitholders are also informed by any means of the decision of the UCITS or of the management company either to terminate the full or partial closing of subscriptions (when the trigger threshold is reached) or not to terminate it (in the event of a change in the threshold or a change in the objective situation that led to application of this tool). A change in the objective situation invoked or in the trigger threshold of the tool must always be made in the interest of unitholders. The information provided by any means shall specify the exact reasons for such changes.

Article 4 - Calculation of the net asset value

The net asset value of the unit is calculated by taking into account the valuation rules featuring in the prospectus.

II. OPERATION OF THE FUND

Article 5 - The Management Company

Management of the Fund is handled by the Management Company in accordance with the direction defined for the Fund. In all circumstances, the Management Company acts in the exclusive interest of unitholders and alone may exercise the voting rights attached to the securities included in the Fund.

Article 5 a - Operating rules

The instruments and deposits eligible for the assets of the UCITS along with the investment rules are described in the detailed notes in the full prospectus.

Article 6 - The Depositary

The Depositary handles the missions incumbent upon it in accordance with the laws and regulations in force and those which are contractually entrusted to it by the Management Company. In particular, it must ensure the regularity of the decisions of the portfolio Management Company. Where applicable, it must take all precautionary measures it deems useful. In the case of any dispute with the Management Company, it informs the Autorité des Marchés Financiers.

Article 7 - The auditor

An auditor is appointed for six financial years, after approval by the French Financial Markets Authority [Autorité des marchés financiers], by the Management Company's governance body.

It certifies the regularity and truthfulness of the accounts.

Its mandate may be renewed.

The auditor is required to report, as promptly as possible, to the French Financial Markets Authority [Autorité des marchés financiers], any fact or decision concerning the UCITS of which it becomes aware in exercise of its mission, which may:

- 1/ Constitute an infringement of the legislative or regulatory provisions applicable to that UCITS and likely to have significant effects on the financial situation, result or assets;

- 2/ Prejudice the conditions or continuity of its operation;
- 3/ Result in the issue of reserves or a refusal to certify the accounts.

Valuations of assets and determination of foreign exchange parities in transactions of transformation, merger or demerger are carried out under the supervision of the auditor.

It assesses any contribution in kind, under its own responsibility.

It checks the composition of the assets and of the other elements before publication.

The auditor's fees are fixed by mutual agreement between the auditor and the Management Company's Executive Board in the light of a work programme specifying the work deemed necessary.

It certifies the situations used as the basis of distribution of part payments.

Article 8 - The accounts and the management report

At the end of each financial year, the Management Company prepares the summary documents and draws up a report on the management of the Fund during the past financial year.

The Management Company draws up, at least six-monthly and under the depositary's supervision, the inventory of the assets of the mutual fund.

The Management Company keeps these documents available to unitholders for four months after the end of the financial year and informs them of the amount of income to which they are entitled: these documents are either posted to unitholders on their express request, or made available to them at the Management Company.

III. PROCEDURE FOR ALLOCATION OF DISTRIBUTABLE SUMS

Article 9 - Procedure for allocation of distributable sums

The net result of a UCITS is equal to the amount of interest, arrears, bonuses and prizes, dividends, directors' fees and all other income relating to the securities making up the portfolio, plus the income from sums temporarily available and minus the amount of management fees and the cost of borrowing.

The sums distributable by an UCITS are made up of:

- 1 The net result plus retained income plus or minus the balance of the income adjustment account;
- 2 Net realised capital gains less net realised capital losses, recorded during the financial year, plus net capital gains of the same kind recorded in previous financial years not paid out or accumulated, reduced or increased by the balance of the adjustment account for capital gains.

The sums mentioned in points 1 and 2 may be distributed, in full or in part, irrespective of each other.

The Management Company decides on the allocation of results.

Distributable sums are paid out within a maximum of five months following the end of the financial year.

The mutual fund has opted for the following option for each unit class:

Distributable amounts relating to the net result:

- ☒ Pure accumulation: the distributable sums relating to the net result are capitalised in full, except those forming the subject of mandatory distribution by virtue of the law;
- ☐ Pure distribution: the distributable sums relating to the net result are distributed in full, rounded to the nearest whole number. The Management Company may decide on the payment of exceptional part payments;
- ☐ The Management Company decides, each year, on allocation of the net result. The Management Company may decide on the payment of exceptional part payments.

Distributable sums relating to capital gains made:

- ☐ Pure accumulation: distributable sums relating to capital gains made are accumulated in full;
- ☐ Pure distribution: distributable sums relating to capital gains made are distributed in full, rounded to the nearest whole number. The Management Company may decide on the payment of exceptional part payments;
- ☒ The Management Company decides, each year, on allocation of the capital gains made. The Management Company may decide on the payment of exceptional part payments.

IV. MERGER – DEMERGER – WINDING-UP – LIQUIDATION

Article 10 - Merger - Demerger

The Management Company may either contribute, in full or in part, the assets included in the Fund to another UCITS or split the Fund into two or more other mutual funds.

These merger or demerger transactions may not be carried out until after the unitholders have been informed. They give rise to the issue of a new certificate specifying the number of units held by each unitholder.

Article 11 - Winding-up - Extension

If the Fund's assets remain less than the amount set in Article 2 above for thirty days, the Management Company informs the French Financial Markets Authority [Autorité des marchés financiers] and winds up the Fund, barring any merger with another mutual fund.

The Management Company may wind up the Fund early; it informs the unitholders of its decision and from that date, requests for subscription or redemption are no longer accepted.

The Management Company also winds up the Fund should there be a request to redeem all of the units, the Depositary be relieved of its responsibilities when no other depositary has been appointed, or the Fund's term expire, if this has not been extended.

The Management Company informs the Autorité des Marchés Financiers by letter of the date and winding-up procedure selected. It then sends the auditor's report to the French Financial Markets Authority [Autorité des marchés financiers].

Extension of a fund may be decided by the Management Company in agreement with the Depositary. Its decision must be taken at least 3 months before expiry of the term envisaged for the Fund and brought to the attention of the unitholders and of the French Financial Markets Authority [Autorité des marchés financiers].

Article 12 - Liquidation

In the event of winding-up, the Management Company assumes the functions of liquidator; failing this, the liquidator is appointed in court at the request of any interested person. To this end, they are invested with the most extensive powers to realise the assets, pay any creditors and distribute the available balance among the unitholders, in cash or in securities.

The auditor and the Depositary continue to carry out their duties until completion of the liquidation operations.

V. DISPUTES

Article 13 - Jurisdiction - Address for service

All disputes relating to the Fund which may arise during the fund's period of operation, or upon its liquidation, either between the unitholders or between the unitholders and the Management Company or the Depositary, are subject to the jurisdiction of the competent courts.

Template pre-contractual disclosure for the financial products referred to in Article 8, paragraphs 1, 2 and 2a, of Regulation (EU) 2019/2088 and Article 6, first paragraph, of Regulation (EU) 2020/852

Product name: **Ofi Invest ESG Equity Climate Change**

Legal entity identifier: **969500WTDEBJ7511565**

Environmental and/or social characteristics

Sustainable investment means an investment in an economic activity that contributes to an environmental or social objective, provided that the investment does not significantly harm any environmental or social objective and that the investee companies follow good governance practices.

The **EU Taxonomy** is a classification system laid down in Regulation (EU) 2020/852, establishing a list of **environmentally sustainable economic activities**. That Regulation does not include a list of socially sustainable economic activities. Sustainable investments with an environmental objective might be aligned with the Taxonomy or not.

Does this financial product have a sustainable investment objective?

☒ ☐ ☐ Yes

☐ It will make a minimum of **sustainable investments with an environmental objective**: ____ %

☐ in economic activities that qualify as environmentally sustainable under the EU Taxonomy

☐ in economic activities that do not qualify as environmentally sustainable under the EU Taxonomy

☐ It will make a minimum of **sustainable investments with a social objective**: ____ %

☒ ☐ ☒ No

☐ It **promotes Environmental/Social (E/S) characteristics** and while it does not have as its objective a sustainable investment, it will have a minimum proportion of ____% of sustainable investments

☐ with an environmental objective in economic activities that qualify as environmentally sustainable under the EU Taxonomy

☐ with an environmental objective in economic activities that do not qualify as environmentally sustainable under the EU Taxonomy

☐ with a social objective

☒ It promotes E/S characteristics, but **will not make any sustainable investments**



What environmental and/or social characteristics are promoted by this financial product?

The Ofi Invest ESG Equity Climate Change Fund (hereinafter the "Fund") invests at least 75% of its net assets in shares from issuers from OECD markets, adopting an active approach to the energy and environmental transition.

The Fund also promotes additional environmental and social characteristics across the investment universe by investing in issuers with industry-specific ESG best practices, consistent with the Management Company's proprietary ESG rating methodology. The issues taken into account in reviewing sound ESG practices are:

- Environmental: Climate change – Natural resources – Project financing – Toxic waste – Green products.
- Social: Human capital – Societal – Products and services – Communities and human rights
- Governance: Governance structure – Market behaviour

The benchmark, Stoxx Europe 600 ex UK Net Dividends Reinvested, is used for financial performance measurement objectives. This index has been chosen independently of the environmental and/or social characteristics promoted by the Fund.

Sustainability indicators measure how the environmental or social characteristics promoted by the financial product are attained.

● ***What sustainability indicators are used to measure the attainment of each of the environmental or social characteristics promoted by this financial product?***

The sustainability indicators used to measure the attainment of each of the environmental or social characteristics promoted by the Fund are:

- The SRI score calculated during the investment strategy process.
- The percentage of issuers belonging to the “Under supervision” category as defined by the SRI score calculation method and which are subject to an exclusion (i.e., 20% of each sector of the investment universe).
- The percentage of issuers in the “high risk” or “risky” category for sectors with high greenhouse gas emissions, as defined by the “Energy and Environmental Transition” (EET) matrix and which are the subject of an exclusion.

For the method used to calculate the SRI score and a breakdown of how the EET matrix is applied, please refer to the section “What are the binding elements of the investment strategy used to select the investments to attain each of the environmental or social characteristics promoted by this financial product?”.

In addition, under the French SRI Label awarded to the Sub-Fund, of the four E, S, G and Human Rights indicators, the following two ESG indicators were also selected:

- Emissions financed on Scope 1 and 2;
- The proportion of issuers forming the subject of controversies, considered to be violating at least one of the Ten Principles of the Global Compact;

● ***What are the objectives of the sustainable investments that the financial product partially intends to make and how does the sustainable investment contribute to such objectives?***

Not applicable.

● ***How do the sustainable investments that the financial product partially intends to make, not cause significant harm to any environmental or social sustainable investment objective?***

Not applicable.

The EU Taxonomy sets out a “do not significant harm” principle by which Taxonomy-aligned investments should not significantly harm EU Taxonomy objectives and is accompanied by specific EU criteria.

The “do no significant harm” principle applies only to those investments underlying the financial product that take into account the EU criteria for environmentally sustainable economic activities. The investments underlying the remaining portion of this financial product do not take into account the EU criteria for environmentally sustainable economic activities.

Any other sustainable investments must also not significantly harm any environmental or social objectives.



Does this financial product consider principal adverse impacts on sustainability factors?

Principal adverse impacts are the most significant negative impacts of investment decisions on sustainability factors relating to environmental, social and employee matters, respect for human rights, anti-corruption and anti-bribery matters.

☒ Yes

☐ No

The methods of assessment by the Management Company of investee companies, for each of the principal adverse impacts linked to sustainability factors, are as follows:

Adverse sustainability indicator		Metric
Climate and other environment-related indicators		
Greenhouse gas emissions	1. GHG emissions	Scope 1 GHG emissions
		Scope 2 GHG emissions
		Scope 3 GHG emissions
		Total GHG emissions
	2. Carbon footprint	Carbon footprint (Scope 1, 2 and 3 GHG / EVIC emissions)
	3. GHG intensity of investee companies	GHG intensity of investee companies (Scope 1, 2 and 3 GHG / CA emissions)
	4. Exposure to companies active in the fossil fuel sector	Share of investments in companies active in the fossil fuel sector
	5. Share of non-renewable energy consumption and production	Share of non-renewable energy consumption and non-renewable energy production of investee companies from non-renewable energy sources compared to renewable energy sources, expressed as a percentage of total energy sources
	6. Energy consumption intensity per high impact climate sector	Energy consumption in GWh per million EUR of revenue of investee companies, per high impact climate sector
Biodiversity	7. Activities negatively affecting biodiversity-sensitive areas	Share of investments in investee companies with sites/operations located in or near to biodiversity-sensitive areas where activities of those investee companies negatively affect those areas
Water	8. Emissions to water	Tonnes of emissions to water generated by investee companies per million EUR invested, expressed as a weighted average
Waste	9. Hazardous waste and radioactive waste ratio	Tonnes of hazardous waste and radioactive waste generated by investee companies per million EUR invested, expressed as a weighted average
Indicators for social and employee, respect for human rights, anti-corruption and anti-bribery matters		
Social and employee matters	10. Violations of UN Global Compact principles and Organisation for Economic Cooperation and Development (OECD) Guidelines for Multinational Enterprises	Share of investments in investee companies that have been involved in violations of the UNGC principles or OECD Guidelines for Multinational Enterprises

	11.Lack of processes and compliance mechanisms to monitor compliance with UN Global Compact principles and OECD Guidelines for Multinational Enterprises	Share of investments in investee companies without policies to monitor compliance with the UNGC principles or OECD Guidelines for Multinational Enterprises or grievance/complaints handling mechanisms to address violations of the UNGC principles or OECD Guidelines for Multinational Enterprises
	12.Unadjusted gender pay gap	Average unadjusted gender pay gap of investee companies
	13.Board gender diversity	Average ratio of female to male board members in investee companies, expressed as a percentage of all board members
	14. Exposure to controversial weapons	Share of investments in investee companies involved in the manufacture or selling of controversial weapons
Additional indicators for social and employee, respect for human rights, anti-corruption and anti-bribery matters		
Anti-corruption and anti-bribery	16. Cases of insufficient action taken to address breaches of standards of anti-corruption and anti-bribery	Share of investments in investee companies with identified insufficiencies in actions taken to address breaches in procedures and standards of anti- corruption and anti-bribery

For more information, please refer to the “*Statement on the Principal Adverse Impacts of Investment Decisions on Sustainability Factors*”, which can be found on the Management Company’s website [in French]: <https://www.ofi-invest-am.com/finance-durable>



What investment strategy does this financial product follow?

The investment strategy of this Sub-Fund aims to put together a portfolio of shares issued by the most active private issuers with regard to the Energy Transition and which demonstrate best practices in terms of the management of ESG issues specific to their sector of activity, in accordance with the ESG rating methodology and the “Energy and Environmental Transition” matrix compiled and applied by the Management Company.

For more information on the investment strategy, please refer to the section on investment strategy in the prospectus.

The investment strategy guides investment decisions based on factors such as investment objectives and risk tolerance.

What are the binding elements of the investment strategy used to select the investments to attain each of the environmental or social characteristics promoted by this financial product?

The binding elements of the investment strategy used to select the investments to attain each of the environmental and social characteristics promoted by the Fund are as follows:

Policy for incorporating ESG into investment decisions

An exclusion applies according to the Best-in-Class approach: to form part of the eligible investment universe, the company must not be in the bottom 20% of its sector according to the Management Company’s proprietary ESG rating.

In assessing ESG practices, the Fund considers the following pillars and themes:

- **Environment:** Climate change – Natural resources – Project financing – Toxic waste – Green products.
- **Social:** Human capital – Societal – Products and services – Communities and human rights
- **Governance:** Governance structure – Market behaviour

Each theme contains several underlying criteria. The criteria taken into account vary according to their relevance by sector of activity and are weighted relative to the risks they represent within this sector (reputational, legal, operational, etc.).

Examples include, but are not limited, to the following:

- Climate change: carbon emissions from the production process; upstream/downstream carbon emissions
- Natural resources: impact of the activity on water; impact of the activity on biodiversity.
- Human capital: health and safety; development of human capital.
- Products and services: personal data protection; a healthier range of products available
- Governance structure: respect for minority shareholder rights; remuneration of executives.

ESG score and SRI score calculation method

Based on the sector-based reference for key issues, an ESG score is calculated per issuer, which includes, first, the scores for the Environmental and Social (E and S) key issues, and second, the scores for the Governance (G) key issues. Governance issues include a fixed weighting of 30% for corporate governance and a variable weighting of 10% to 40% reflecting the level of risk incurred by the conduct of directors or the company.

This level varies depending on the sectors of activity. The overall weighting of the E and S issues is then determined. The weighting of environmental, social and governance issues is specific to each sector of activity. These scores may be subject to:

1. Penalties relating to controversies not yet included in the key issue scores. By using this penalty system, the most significant controversies can be taken into account quickly, while you wait for analysis of key issues to be incorporated.
2. Any bonuses or penalties awarded by the analyst responsible for the sector in the event of divergence on the assessment of an issue by the rating agency.

Companies' ESG scores are used to determine an SRI score corresponding to the ranking of the issuer's ESG score compared to other operators in its ICB supersector (level 2). The SRI score is established on a scale of 0.5 to 5, with 5 being the best ESG score in the sector.

The investment universe is reduced by eliminating securities in the bottom quintile for ESG score, which we call "Under Supervision" (Best In Class scores established by our SRI Division). In addition, the maximum investment in a company will depend on its SRI category;

Issuers' ESG ratings are calculated quarterly, while underlying data are updated at least every 18 months (according to the policy of MSCI, the data provider). Ratings can also be adjusted by analysis of controversies or as a result of engagement initiatives.

Securities forming the subject of an ESG rating or an SRI score will represent at least 90% of assets (excluding cash).

Exclusion policies

Ofi invest Asset Management has identified risk areas for its investments in relation to certain business sectors and international benchmarks. Therefore, the Management Company has introduced exclusionary policies to minimise these risks and manage its reputational risk.

The Fund complies with the policies summarised in the document entitled "Investment Policy - Industry and Regulatory Exclusions".

This document is available at: https://www.ofi-invest-am.com/pdf/principes-et-politiques/politique-exclusions-sectorielles-et-normatives_ofi-invest-AM.pdf

All the exclusion policies are available at: <https://www.ofi-invest-am.com>

Analysis via the Energy and Environmental Transition matrix

The Fund pursues a strategy to promote the private issuers that are the most active in terms of the Energy Transition.

The universe of sectors of activity with low greenhouse gas emissions will be established by excluding companies with the lowest scores (at least 20%) on environmental issues (such as climate change, natural resources, project financing, toxic discharges and green products).

The universe of sectors with carbon-intensive activity will be analysed based on two main criteria: the Carbon Intensity of the company's activities and how great a role the company is playing in the Energy Transition.

The carbon intensity of the company's activities:

The scope of the companies studied in the Energy and Environmental Transition analysis will cover sectors with the most intensive greenhouse gas (GHG) emissions activity which are most likely to act to significantly reduce them. The analysis will focus on the following sectors:

- Automobile
- Chemicals
- "Intense" industrial activities (ICB 3 sectors: Aerospace and Defence, General Industrials, Industrial Engineering and Industrial Transportation)
- Base materials
- Building materials
- Oil and gas
- Utilities
- "Intense" travel and leisure activities (ICB 3 sectors: Airlines, Hotels and Travel and Tourism)

How great a role the company is playing in the energy transition:

For each intensive sector, a matrix is implemented that places the carbon footprint measurement on one axis and the Energy and Environmental Transition analysis on the other axis. Issuers are then classified into terciles based on their rating on each axis.

Using a scale from 1 to 3, the issuers' ratings on the carbon footprint measurement axis are obtained through:

- A "Financed emissions" score, which is higher for less intensive issuers
- A penalty based on Urgewald's Global Coal Exit List (GCEL)
- The rating may be capped based on a qualitative analysis of scope 3

Using a scale from 1 to 3, the issuers' ratings on the Energy and Environmental Transition Analysis axis are obtained through:

- An "Energy Transition" score, measuring how well the environmental theme is managed
- A bonus based on the percentage of turnover generated from "green" products
- The rating may be adjusted for specific operators of public transport (such as railways and buses), port infrastructure and electric transport networks that play a key role in the transition, but have been incorrectly identified however

A selection matrix is obtained for each carbon-intensive sector, by placing the level of carbon intensity of the business activities on the vertical axis and the progress in the energy transition on the horizontal axis. Based on these two criteria, issuers in carbon-intensive sectors are classified in the following categories:

- "high risk"
- "risky"
- "neutral"
- "opportunities"
- "significant opportunities"

Companies in these carbon-intensive sectors that are either "high risk" or "risky" are excluded from the Fund's investment universe. In addition, a minimum of 15% of the portfolio will be companies presenting "considerable opportunities". In fact, these companies are the best positioned to contribute to the energy and environmental transition.

Furthermore, with a view to cash management, the Sub-Fund may invest up to 10% of its net assets in money market UCIs. These UCIs are classified as Article 8 products within the meaning of the SFDR.

● *What is the committed minimum rate to reduce the scope of the investments considered prior to the application of that investment strategy?*

The committed minimum rate corresponds to:

- The exclusion of 20% of each sector from the Fund's investment universe at any time, based on the SRI score ("Under supervision" SRI category).
- The exclusion of issuers in the "high risk" and "risky" categories from the investment universe based on the EET matrix.

● *What is the policy to assess good governance practices of the investee companies?*

Several methods are implemented to assess good governance practices of the investee companies:

1. Analysis of governance practices within the ESG analysis (pillar G). For each Issuer, the ESG analysis incorporates an analysis of corporate governance, with the following themes and issues:
 - Its governance structure: Respect for minority shareholder rights - The composition and operation of boards or committees, Remuneration of executives, Accounts, audits and taxation;
 - And its market behaviour: Business practices.
2. Weekly monitoring of ESG controversies: the ESG analysis also takes into account the presence of controversies on the above-mentioned themes and their management by issuers.
3. The Management Company's exclusion policy related to the UN Global Compact, including its Principle 10: "Businesses should work against corruption in all its forms, including extortion and bribery".¹ Companies which are dealing with serious and/or systemic controversies on this principle on a recurrent or frequent basis, and which have not implemented appropriate remedial measures, are excluded from the investment universe.
4. The voting and shareholder engagement policy, for securities invested in equities. This policy is based on the most rigorous governance standards (G20/OECD Principles of Corporate Governance, AFEP-MEDEF Code, etc.). Firstly, in connection with the voting policy, the Management Company may have recourse to several actions in the context of general meetings (dialogue, written questions, filing of resolutions, protest votes, etc.) and in terms of the ESG rating (application of a bonus or penalty). In addition, the engagement policy is reflected in dialogue with certain companies so as not only to have additional information on its CSR strategy, but also to encourage it to improve its practices, particularly in terms of governance. This engagement policy is subject to an escalation process, which may also result in the filing of a resolution or a protest vote, or an impact on the ESG rating.

Good governance practices include sound management structures, employee relations, remuneration of staff and tax compliance.

¹ <https://pactemonial.org/decouvrir/dix-principes-pacte-mondial-nations-unies/#lutte-contre-la-corruption>

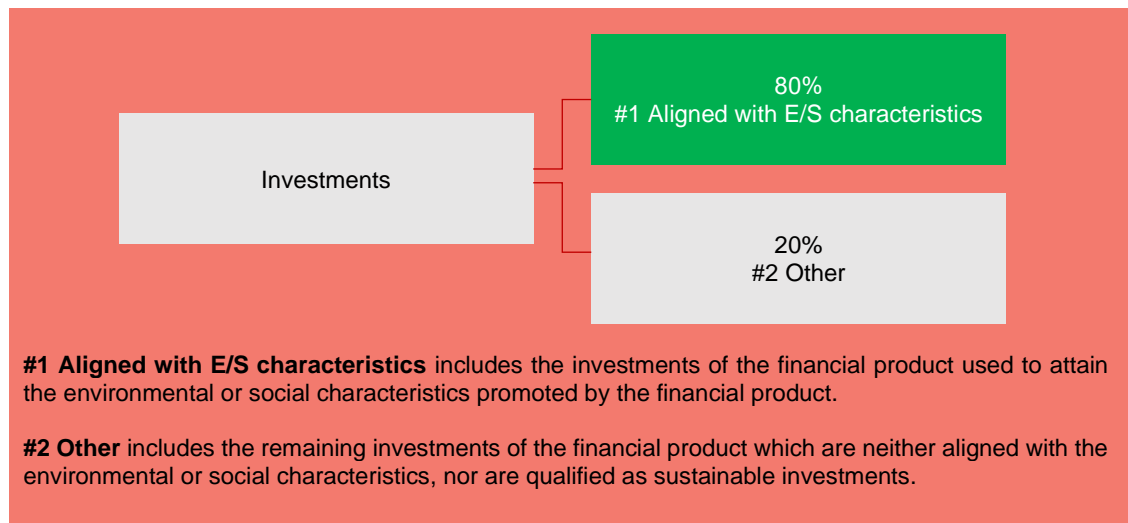


What is the asset allocation planned for this financial product?

Asset allocation describes the share of investments in specific assets.

Taxonomy-aligned activities are expressed as a share of:

- **turnover** reflecting the share of revenue from green activities of investee companies
- **capital expenditure** (CapEx) showing the green investments made by investee companies, e.g. for a transition to a green economy.
- **operational expenditure** (OpEx) reflecting green operational activities of investee companies.



At least 80% of the net assets of the Fund are made up of investments contributing to the promotion of environmental and social characteristics (#1 Aligned with E/S characteristics).

Within the #2 Other component:

- The proportion of all securities that do not have an ESG score may not exceed 10% of the Fund's assets.
- A maximum of 10% of the Fund's investments will consist of cash and derivatives.

How does the use of derivatives attain the environmental or social characteristics promoted by the financial product?

The use of derivatives will not aim to attain E/S characteristics. However, their use will not have the effect of significantly or permanently impinging on the environmental and/or social characteristics promoted by the Fund.

To comply with the EU Taxonomy, the criteria for **fossil gas** include limitations on emissions and switching to renewable power or low-carbon fuels by the end of 2035. For **nuclear energy**, the criteria include comprehensive safety and waste management rules.

Enabling activities directly enable other activities to make a substantial contribution to an environmental objective.

Transitional activities are activities for which low-carbon



To what minimum extent are sustainable investments with an environmental objective aligned with the EU Taxonomy?

The Fund does not currently make any minimum commitments to align its activities with the Taxonomy Regulation. Accordingly, the minimum investment percentage aligned with the EU Taxonomy to which the Fund commits is 0%.

The Prospectus will be updated as soon as it is possible to accurately disclose the extent to which the Fund's investments will be in environmentally sustainable activities aligned with the EU Taxonomy, including the proportions of investments in enabling and transitional activities selected for the relevant Fund.

Does the financial product invest in fossil gas and/or nuclear energy related activities that comply with the EU Taxonomy²?

☐ Yes

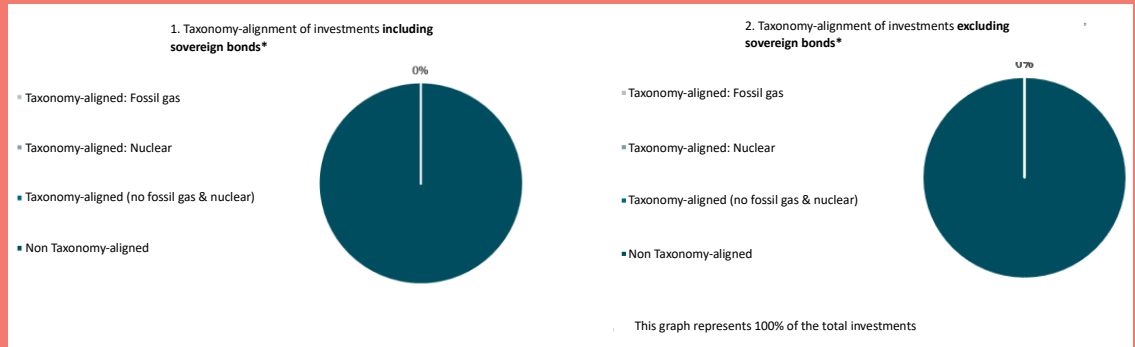
- ☐ In fossil gas
- ☐ In nuclear energy

☒ No

² Fossil gas and/or nuclear related activities will only comply with the EU Taxonomy where they contribute to limiting climate change ("climate change mitigation") and do not significantly harm any EU Taxonomy objective – see explanatory note in the left-hand margin. The full criteria for fossil gas and nuclear energy economic activities that comply with the EU Taxonomy are laid down in Commission Delegated Regulation (EU) 2022/1214.

alternatives are not yet available and among others have greenhouse gas emission levels corresponding to the best performance.

The two graphs below show in green the minimum percentage of investments that are aligned with the EU Taxonomy. As there is no appropriate methodology to determine the Taxonomy-alignment of sovereign bonds*, the first graph shows the Taxonomy alignment in relation to all the investments of the financial product including sovereign bonds, while the second graph shows the Taxonomy alignment only in relation to the investments of the financial product other than sovereign bonds.



* For the purposes of these graphs, 'sovereign bonds' consist of all sovereign exposures.

● What is the minimum share of investments in transitional and enabling activities?

There is no minimum share of investments in transitional and enabling activities.



What is the minimum share of sustainable investments with an environmental objective that are not aligned with the EU Taxonomy?

Not applicable.



What is the minimum share of socially sustainable investments?

Not applicable.



What investments are included under “#2 Other”, what is their purpose and are there any minimum environmental or social safeguards?

These investments, which are made only in specific situations and represent a maximum of 20% of the Fund's investments, will consist of:

- Cash and derivatives in order to allow occasional hedging against or exposure to market risks within a total limit of 10%.
- All securities that do not have an ESG score within a 10% limit.

Although this category does not have an ESG rating and no environmental and social guarantees have been implemented, its use will not have the effect of significantly or permanently distorting the environmental and/or social characteristics promoted by the Fund.



Is a specific index designated as a reference benchmark to determine whether this financial product is aligned with the environmental and/or social characteristics that it promotes?

Reference benchmarks are indexes to measure whether the financial product attains the environmental or social characteristics that they promote.

Not applicable.



Where can I find more product specific information online?

<https://www.ofi-invest-am.com/produits>