

MAGALLANES VALUE INVESTORS UCITS

Société d'Investissement à Capital Variable

Annual report, including audited financial statements,
as at December 31, 2022

MAGALLANES VALUE INVESTORS UCITS

Société d'Investissement à Capital Variable

Annual report, including audited financial statements,
as at December 31, 2022

MAGALLANES VALUE INVESTORS UCITS

Annual report, including audited financial statements,
as at December 31, 2022

No subscription can be received on the basis of these financial statements. Subscriptions are only valid if made on the basis of the current prospectus accompanied by the Key Investor Information Documents ("KIIDs"), the Key Information Documents ("KIDs"), the latest annual report, including audited financial statements, and the most recent unaudited semi-annual report, if published thereafter.

MAGALLANES VALUE INVESTORS UCITS

Table of contents

Organisation of the SICAV	4
General information	6
Distribution abroad	7
Management report	8
Report of the Réviseur d'Entreprises Agréé / Auditor's report	14
Financial statements	
Statement of net assets	17
Statement of operations and changes in net assets	18
Statistical Information	19
Sub-fund : MAGALLANES VALUE INVESTORS UCITS - EUROPEAN EQUITY	
- Statement of investments and other net assets	20
- Geographical and industrial classification of investments	22
Sub-fund : MAGALLANES VALUE INVESTORS UCITS - IBERIAN EQUITY	
- Statement of investments and other net assets	23
- Geographical and industrial classification of investments	24
Notes to the financial statements	25
Total Expense Ratio ("TER") (Unaudited Appendix I)	30
Performance (Unaudited Appendix II)	31
Other information to Shareholders (Unaudited Appendix III)	32
Sustainable Finance Disclosure Regulation ("SFDR") (Unaudited Appendix IV)	34

MAGALLANES VALUE INVESTORS UCITS

Organisation of the SICAV

Registered Office	15, avenue J.F. Kennedy, L-1855 Luxembourg, Grand Duchy of Luxembourg
Board of Directors of the SICAV	
Chairman	Mrs Blanca HERNÁNDEZ RODRÍGUEZ, Chief Executive Officer, Magallanes Value Investors S.A. S.G.I.I.C.
Directors	Mrs Mónica DELCLAUX REAL DE ASUA, Chief Financial Officer, Magallanes Value Investors S.A. S.G.I.I.C. Mr Iván MARTIN ARANGUEZ, Chairman and Chief Investment Officer, Magallanes Value Investors S.A. S.G.I.I.C. Mr Rafael RUIZ HERNÁNDEZ, Independent Director
Management Company	FundPartner Solutions (Europe) S.A., 15, avenue J.F. Kennedy, L-1855 Luxembourg, Grand Duchy of Luxembourg
Board of Directors of the Management Company	
Chairman	Mr Marc BRIOL, Chief Executive Officer Pictet Asset Services, Banque Pictet & Cie SA, 60, route des Acacias, CH-1211 Geneva 73, Switzerland
Members	Mr Dorian JACOB, Managing Director, Chief Executive Officer, FundPartner Solutions (Europe) S.A., 15, avenue J.F. Kennedy, L-1855 Luxembourg, Grand Duchy of Luxembourg Mr Geoffroy LINARD DE GUERTECHIN, Independent Director, 15, avenue J.F. Kennedy, L-1855 Luxembourg, Grand Duchy of Luxembourg
Conducting Officers of the Management Company	Mr Dorian JACOB, Chief Executive Officer, FundPartner Solutions (Europe) S.A., 15, avenue J.F. Kennedy, L-1855 Luxembourg, Grand Duchy of Luxembourg Mr Abdellali KHOKHA, Conducting Officer in charge of Risk Management, Conducting Officer in charge of Compliance, FundPartner Solutions (Europe) S.A., 15, avenue J.F. Kennedy, L-1855 Luxembourg, Grand Duchy of Luxembourg Mr Pierre BERTRAND, Conducting Officer in charge of Fund Administration of Mainstream Funds and Valuation, FundPartner Solutions (Europe) S.A., 15, avenue J.F. Kennedy, L-1855 Luxembourg, Grand Duchy of Luxembourg

MAGALLANES VALUE INVESTORS UCITS

Organisation of the SICAV (continued)

Mr Frédéric BOCK, Conducting Officer in charge of Fund Administration of Alternative Funds, FundPartner Solutions (Europe) S.A., 15, avenue J.F. Kennedy, L-1855 Luxembourg, Grand Duchy of Luxembourg

Investment Manager	Magallanes Value Investors S.A. S.G.I.I.C., Calle Lagasca, 88, E-28001 Madrid, Spain
Depositary Bank	Pictet & Cie (Europe) S.A., 15A, avenue J.F. Kennedy, L-1855 Luxembourg, Grand Duchy of Luxembourg
Administrative Agent	FundPartner Solutions (Europe) S.A., 15, avenue J.F. Kennedy, L-1855 Luxembourg, Grand Duchy of Luxembourg
Cabinet de révision agréé / Auditor	Deloitte Audit, <i>Société à responsabilité limitée</i> , 20, boulevard de Kockelscheuer, L-1821 Luxembourg, Grand Duchy of Luxembourg
Legal and tax adviser	Allen & Overy, <i>Société en commandite simple</i> , 5, avenue J.F. Kennedy, L-1855 Luxembourg, Grand Duchy of Luxembourg

MAGALLANES VALUE INVESTORS UCITS

General information

The business year of Magallanes Value Investors UCITS (the "SICAV") begins on January 1 and terminates on December 31 of each year.

Annual report, including audited financial statements, for the end of each financial year are established as at December 31 of each year. In addition, unaudited semi-annual reports are established as per the last day of the month of June.

Annual reports, including audited financial statements, are published within 4 months following the end of the accounting year and unaudited semi-annual reports are published within 2 months following the end of period to which they refer.

The Net Asset Value ("NAV") per Share of each Share Class within each sub-fund is made public at the offices of the SICAV, the Management Company and the Administrative Agent on each NAV calculation day.

A detailed schedule of changes in the securities portfolios for the year ended December 31, 2022 for the different sub-funds is available free of charge upon request at the registered office of the SICAV.

The annual reports, including audited financial statements, and the unaudited semi-annual reports are available to Shareholders free of charge at the registered office of the SICAV, from the Depositary Bank and from any Paying Agent or Representative in the countries in which the SICAV is marketed i.e.: Belgium, Germany, France, Spain, Switzerland and United-Kingdom.

MAGALLANES VALUE INVESTORS UCITS

Distribution abroad

Offer in Switzerland **Representative**

The Swiss Representative is FundPartner Solutions (Suisse) SA, 60, route des Acacias, CH-1211 Geneva 73, Switzerland.

Paying Agent

The paying agent in Switzerland is Banque Pictet & Cie SA, with registered office at 60, route des Acacias, CH-1211 Geneva 73, Switzerland.

Place of distribution of reference documents

The latest Prospectus, the key investor information documents, the Articles of Incorporation, the annual report, including audited financial statements, and unaudited semi-annual report of the SICAV, and a breakdown of the purchases and sales of the SICAV can be obtained free of charge from the registered office of the Representative in Switzerland.

MAGALLANES VALUE INVESTORS UCITS - EUROPEAN EQUITY

Management report

Investment Policy

The investment philosophy of MAGALLANES VALUE INVESTORS UCITS implies buying cheap companies under the principles of value investing. We understand value investing as the discipline of buying businesses that trade below their real, intrinsic or fundamental value, and wait the necessary time until eventually the market catches up with value. We dedicate the majority of our time in studying the companies, understanding their business models and calculating their fundamental value.

Annual Report

MAGALLANES VALUE INVESTORS UCITS - EUROPEAN EQUITY'S NAV per unit (Class R) increased by +5.20% during the year 2022. During the same period the MSCI Europe Net TR decreased by -9.49% (Reinvestment of net dividends included).

2022 was a very eventful year and clearly marked by the Russian invasion of Ukraine and the humanitarian tragedy as a consequence of the war. Unfortunately, there is no indication that the war will end soon.

Global stocks and bonds lost more than USD 30tn for 2022. The war in Ukraine, the sharp slowdown of the Chinese economy, the very sharp increase of inflation and interest rates have triggered the heaviest losses in asset markets since the global financial crisis. The broad MSCI All-World index of developed and emerging market equities has shed a fifth (-19.6%) of its value this year, the biggest decline since 2008.

Bond markets have also endured heavy selling: the US 10-year government bond yield, a global benchmark for long-term borrowing costs, has shot up to 3.88%, the biggest annual increase in Bloomberg records stretching to the 1960s. Bloomberg Global Aggregate Index, a broad gauge of government and corporate debt, falling more than -16% in 2022.

One of the biggest ramifications of the war in Ukraine from an economic standpoint was the huge increase of energy prices. A poor strategy in energy transition policy in Europe and systematic underinvestment in the oil & gas industry together with the huge dependence from Russian energy imports has exposed the fragility of the energy system. Gas prices in Europe have increased from less than EUR 70/MWh before the invasion to reach highs of close to EUR 350/MWh in August, settling down to <EUR 80 at the end of 2022. The impact on global food and fertilizer prices is also significant.

As a result of the events mentioned above and an already tight system in a post covid world, meaning strong demand in many products which couldn't be satisfied due to a long period of under investments in capital-intensive industries and a tight labour market, inflation hit a 40-year high during 2022. In the US, inflation rose to 9.1% in June, the highest since 1981, before falling back to 7.1% currently. In the euro zone, inflation reached a record high of 10.6% in October. There are signs that headline inflation has already peaked, the BCE in its latest statements expects the consumer price index to decline to 6.3% in 2023.

Global central banks have changed dramatically their stance to monetary policy after a very long period of ultra-expansionary attitude. The FED increased their official rates from a range of 0.00%-0.25% to 4.25%-4.50% while the BCE hiked their rates from 0% to 2.5%.

Past performance is not an indicator of current or future returns.

MAGALLANES VALUE INVESTORS UCITS - EUROPEAN EQUITY

Management report (continued)

In this context, the yield of the US 10 Year Treasury Bond has increased to levels of 3.88% at the end of 2022, compared to 1.51% at yearend 2021. The German 10 Year Government Bond closed the year at a yield of 2.53%, coming from -0.18% one year ago.

The performance of the main global stock market indices was negative in the period under review, from December 31, 2021 to December 31, 2022. The MSCI Europe has declined by -11.9%, the Spanish IBEX 35 lost a more modest -5.6% while the S&P 500 was down by -19.4%, in local terms. The standout loser was the technology-laden Nasdaq which plummeted by -33.1%. It is worth mentioning the positive performance of the Bloomberg Agriculture Index and the Bloomberg Commodity Index which have increased by +13.2% and +6.8%, respectively.

Structure of the sub-fund

The sub-fund closes the year with an investment level of 91.15% and a total of 36 companies.

The sub-fund has a bias towards the industrial, financial and consumer sectors. Such sectors are mainly represented through holdings like Covestro AG, Commerzbank and Renault SA. Top ten holdings account for 38.45% of the fund.

As a result of the holdings in the sub-fund the exposure to Germany, France and Netherlands is greater compared to other countries. These three countries represent 45.40% of the fund (including ArcelorMittal in Netherlands).

A 38.99% of the companies in the sub-fund does not exceed a market cap of EUR 5 billion. A 52.16% of the fund is invested in companies with market cap of over EUR 5 billion.

Current investment level of the sub-fund seems to be appropriate for us. The number of companies in the fund will not significantly change in the medium term.

Sustainability Report

The sub-fund promotes environmental or social characteristics, without having an explicit sustainable objective.

During the reporting period, we have noticed an improvement on some of the main indicators followed by the sub-fund to comply with the Environmental and Social characteristics it promotes.

The sub-fund excludes the following sectors: adult entertainment/pornography, weapons of mass destruction, anti-personnel landmines, gambling, casinos, and specifically sectors related to Chinese military companies included as "Sanctioned Companies" under order 13959 of November 12, 2020, updated on January 13, 2021. Complementary to this, the sub-fund could also exclude investment in companies, following a "company-by-company" approach, if they showed a deterioration in their ESG ratings and policies.

As of December 31, 2022, the fund doesn't maintain any position on the abovementioned sectors.

Past performance is not an indicator of current or future returns.

MAGALLANES VALUE INVESTORS UCITS - EUROPEAN EQUITY

Management report (continued)

The Fund Manager uses its own evaluation methodology based on information obtained or published by the companies in which it invests, punctually supported by external ESG analysis suppliers. The result is an internal and aggregated ESG scoring which will then be translated into an adjustment in valuation in the investment process, increasing or reducing (penalizing/rewarding) the cost of capital of those companies with the worst/best ESG score.

As of December 31, 2022, >50% of our portfolio companies have improved their internal ESG rating.

Regarding the level of engagement with companies, there is a continuous and active monitorization and control of ESG criteria, and regular meetings are held with the companies, where, in addition to economic, financial, and strategic factors, ESG issues are addressed to analyze their level of commitment and vocation for improvement, as well as the measures taken to achieve the environmental and social objectives promoted by the product.

During 2022, we maintained 321 meetings with companies where we addressed both financial and ESG issues.

ANNEX: Returns by sub-fund Classes as of December 31, 2022

FUND	NAV	Last 3 months	Last 6 months	2022	Since inception ¹	Investment level
Magallanes European Equity Lux "R"	160.7948	13.97%	10.24%	5.20%	71.05%	91.2%
European benchmark		9.55%	5.50%	-9.49%	48.83%	
Magallanes European Equity Lux "I"	166.7441	14.13%	10.54%	5.77%	90.59%	91.2%
European benchmark		9.55%	5.50%	-9.49%	62.82%	
Magallanes European Equity Lux "P"	170.9202	14.23%	10.74%	6.14%	70.92%	91.2%
European benchmark		9.55%	5.50%	-9.49%	39.57%	
Magallanes European Equity Lux "ING"	122.1500	15.46%	14.07%	12.05%	22.15%	91.2%
European benchmark		9.55%	5.50%	-9.49%	21.00%	

¹ Class R January 29, 2016; Class I February 12, 2016; Class P December 31, 2015; Class ING January 17, 2018. Returns net of fees European benchmark: MSCI Europe Net TR

Established by MAGALLANES VALUE INVESTORS S.A. S.G.I.I.C

Approved by the Board of Directors of the SICAV

Past performance is not an indicator of current or future returns.

MAGALLANES VALUE INVESTORS UCITS - IBERIAN EQUITY

Management report

Investment Policy

The investment philosophy of MAGALLANES VALUE INVESTORS UCITS implies buying cheap companies under the principles of value investing. We understand value investing as the discipline of buying businesses that trade below their real, intrinsic or fundamental value, and wait the necessary time until eventually the market catches up with value. We dedicate the majority of our time in studying the companies, understanding their business models and calculating their fundamental value.

Annual Report

MAGALLANES VALUE INVESTORS UCITS - IBERIAN EQUITY NAV per unit (Class R) decreased by -2.40% in 2022. During the same period the Index comprised of 80% Spanish Ibex35 TR Net & 20% Portugal PSI20 TR Net decreased by -0.84% (Reinvestment of net dividends included).

2022 was a very eventful year and clearly marked by the Russian invasion of Ukraine and the humanitarian tragedy as a consequence of the war. Unfortunately, there is no indication that the war will end soon.

Global stocks and bonds lost more than USD 30tn for 2022. The war in Ukraine, the sharp slowdown of the Chinese economy, the very sharp increase of inflation and interest rates have triggered the heaviest losses in asset markets since the global financial crisis. The broad MSCI All-World index of developed and emerging market equities has shed a fifth (-19.6%) of its value this year, the biggest decline since 2008.

Bond markets have also endured heavy selling: the US 10-year government bond yield, a global benchmark for long-term borrowing costs, has shot up to 3.88%, the biggest annual increase in Bloomberg records stretching to the 1960s. Bloomberg Global Aggregate Index, a broad gauge of government and corporate debt, falling more than -16% in 2022.

One of the biggest ramifications of the war in Ukraine from an economic standpoint was the huge increase of energy prices. A poor strategy in energy transition policy in Europe and systematic underinvestment in the oil & gas industry together with the huge dependence from Russian energy imports has exposed the fragility of the energy system. Gas prices in Europe have increased from less than EUR 70/MWh before the invasion to reach highs of close to EUR 350/MWh in August, settling down to < EUR 80 at the end of 2022. The impact on global food and fertilizer prices is also significant.

As a result of the events mentioned above and an already tight system in a post covid world, meaning strong demand in many products which couldn't be satisfied due to a long period of under investments in capital-intensive industries and a tight labour market, inflation hit a 40-year high during 2022. In the US, inflation rose to 9.1% in June, the highest since 1981, before falling back to 7.1% currently. In the euro zone, inflation reached a record high of 10.6% in October. There are signs that headline inflation has already peaked, the BCE in its latest statements expects the consumer price index to decline to 6.3% in 2023.

Past performance is not an indicator of current or future returns.

MAGALLANES VALUE INVESTORS UCITS - IBERIAN EQUITY

Management report (continued)

Global central banks have changed dramatically their stance to monetary policy after a very long period of ultra-expansionary attitude. The FED increased their official rates from a range of 0.00%-0.25% to 4.25%-4.50% while the BCE hiked their rates from 0% to 2.5%.

In this context, the yield of the US 10 Year Treasury Bond has increased to levels of 3.88% at the end of 2022, compared to 1.51% at yearend 2021. The German 10 Year Government Bond closed the year at a yield of 2.53%, coming from -0.18% one year ago.

The performance of the main global stock market indices was negative in the period under review, from December 31, 2021 to December 31, 2022. The MSCI Europe has declined by -11.9%, the Spanish IBEX 35 lost a more modest -5.6% while the S&P 500 was down by -19.4%, in local terms. The standout loser was the technology-laden Nasdaq which plummeted by -33.1%. It is worth mentioning the positive performance of the Bloomberg Agriculture Index and the Bloomberg Commodity Index which have increased by +13.2% and +6.8%, respectively.

Structure of the sub-fund

The sub-fund closes the year with an investment level of 94.54% and a total of 27 Spanish and Portuguese companies.

The sub-fund maintains its exposure towards the services, industrial and financial sectors. May we highlight, among others, holdings like Logista, Gestamp Automocion and Mapfre. Top ten holdings account for 49.69% of the sub-fund.

Spain accounts for 74.17% of the total investment of the sub-fund and Portugal represents 20.37% (including ArcelorMittal in Spain).

The prevailing size of the companies in the sub-fund does not exceed a market cap of EUR 3 billion, accounting for 52.10% of the sub-fund. A 42.44% of the sub-fund is invested in companies with market cap of over EUR 3 billion.

Current investment level of the sub-fund seems appropriate to be for us. The number of companies in the sub-fund will not significantly change in the medium term.

Sustainability Report

The sub-fund promotes environmental or social characteristics, without having an explicit sustainable objective.

During the reporting period, we have noticed an improvement on some of the main indicators followed by the sub-fund to comply with the Environmental and Social characteristics it promotes.

MAGALLANES VALUE INVESTORS UCITS - IBERIAN EQUITY

Management report (continued)

The sub-fund excludes the following sectors: adult entertainment/pornography, weapons of mass destruction, anti-personnel landmines, gambling, casinos, and specifically sectors related to Chinese military companies included as "Sanctioned Companies" under order 13959 of November 12, 2020, updated on January 13, 2021. Complementary to this, the sub-fund could also exclude investment in companies, following a "company-by-company" approach, if they showed a deterioration in their ESG ratings and policies.

As of December 31, 2022, the sub-fund doesn't maintain any position on the abovementioned sectors.

The Fund Manager uses its own evaluation methodology based on information obtained or published by the companies in which it invests, punctually supported by external ESG analysis suppliers. The result is an internal and aggregated ESG scoring which will then be translated into an adjustment in valuation in the investment process, increasing or reducing (penalizing/rewarding) the cost of capital of those companies with the worst/best ESG score.

As of December 31, 2022, >50% of our portfolio companies have improved their internal ESG rating.

Regarding the level of engagement with companies, there is a continuous and active monitorization and control of ESG criteria, and regular meetings are held with the companies, where, in addition to economic, financial, and strategic factors, ESG issues are addressed to analyze their level of commitment and vocation for improvement, as well as the measures taken to achieve the environmental and social objectives promoted by the product.

During 2022, we maintained 321 meetings with companies where we addressed both financial and ESG issues.

ANNEX: Returns by sub-fund Classes as of December 31, 2022

FUND	NAV	Last 3 months	Last 6 months	2022	Since inception ¹	Investment level
Magallanes Iberian Equity Lux "R"	126.3495	11.25%	0.71%	-2.40%	26.35%	94.5%
European benchmark		11.77%	1.56%	-0.84%	12.09%	
Magallanes Iberian Equity Lux "I"	131.0884	11.40%	0.99%	-1.87%	31.09%	94.5%
European benchmark		11.77%	1.56%	-0.84%	12.09%	

¹Class R December 31, 2015; Class I December 31, 2015. Returns net of fees Iberian benchmark: 80% Ibex35 Net TR+ 20% PSI20 Net TR

Established by MAGALLANES VALUE INVESTORS S.A. S.G.I.I.C

Approved by the Board of Directors of the SICAV

Past performance is not an indicator of current or future returns.

Report of the Réviseur d'Entreprises Agréé / Auditor's report

To the Shareholders of
MAGALLANES VALUE INVESTORS UCITS
Société d'investissement à Capital Variable
15, avenue J.F. Kennedy
L-1855 Luxembourg

Opinion

We have audited the financial statements of MAGALLANES VALUE INVESTORS UCITS (the "SICAV") and of each of its sub-funds, which comprise the statement of net assets and the statement of investments and other net assets as at December 31, 2022 and the statement of operations and changes in net assets for the year then ended, and notes to the financial statements, including a summary of significant accounting policies.

In our opinion, the accompanying financial statements give a true and fair view of the financial position of the SICAV and of each of its sub-funds as at December 31, 2022, and of the results of their operations and changes in their net assets for the year then ended in accordance with Luxembourg legal and regulatory requirements relating to the preparation and presentation of the financial statements.

Basis for Opinion

We conducted our audit in accordance with the Law of July 23, 2016 on the audit profession (Law of July 23, 2016) and with International Standards on Auditing (ISAs) as adopted for Luxembourg by the "Commission de Surveillance du Secteur Financier" (CSSF). Our responsibilities under the Law of July 23, 2016 and ISAs as adopted for Luxembourg by the CSSF are further described in the "Responsibilities of the *réviseur d'entreprises agréé*" for the Audit of the Financial Statements" section of our report. We are also independent of the SICAV in accordance with the International Code of Ethics for Professional Accountants, including International Independence Standards, issued by the International Ethics Standards Board for Accountants (IESBA Code) as adopted for Luxembourg by the CSSF together with the ethical requirements that are relevant to our audit of the financial statements, and have fulfilled our other ethical responsibilities under those ethical requirements. We believe that the audit evidence we have obtained is sufficient and appropriate to provide a basis for our opinion.

Other information

The Board of Directors of the SICAV is responsible for the other information. The other information comprises the information stated in the annual report but does not include the financial statements and our report of the *réviseur d'entreprises agréé* thereon.

Our opinion on the financial statements does not cover the other information and we do not express any form of assurance conclusion thereon.

Report of the Réviseur d'Entreprises Agréé / Auditor's report (continued)

In connection with our audit of the financial statements, our responsibility is to read the other information and, in doing so, consider whether the other information is materially inconsistent with the financial statements or our knowledge obtained in the audit or otherwise appears to be materially misstated. If, based on the work we have performed, we conclude that there is a material misstatement of this other information, we are required to report this fact. We have nothing to report in this regard.

Responsibilities of the Board of Directors of the SICAV for the Financial Statements

The Board of Directors of the SICAV is responsible for the preparation and fair presentation of the financial statements in accordance with Luxembourg legal and regulatory requirements relating to the preparation and presentation of the financial statements, and for such internal control as the Board of Directors of the SICAV determines is necessary to enable the preparation of financial statements that are free from material misstatement, whether due to fraud or error.

In preparing the financial statements, the Board of Directors of the SICAV is responsible for assessing the SICAV's ability to continue as a going concern, disclosing, as applicable, matters related to going concern and using the going concern basis of accounting unless the Board of Directors of the SICAV either intends to liquidate the SICAV or to cease operations, or has no realistic alternative but to do so.

Responsibilities of the Réviseur d'Entreprises Agréé for the Audit of the Financial Statements

The objectives of our audit are to obtain reasonable assurance about whether the financial statements as a whole are free from material misstatement, whether due to fraud or error, and to issue a report of the "réviseur d'entreprises agréé" that includes our opinion. Reasonable assurance is a high level of assurance, but is not a guarantee that an audit conducted in accordance with the Law dated July 23, 2016 and with ISAs as adopted for Luxembourg by the CSSF will always detect a material misstatement when it exists. Misstatements can arise from fraud or error and are considered material if, individually or in the aggregate, they could reasonably be expected to influence the economic decisions of users taken on the basis of these financial statements.

As part of an audit in accordance with the Law dated July 23, 2016 and with ISAs as adopted for Luxembourg by the CSSF, we exercise professional judgment and maintain professional skepticism throughout the audit. We also:

- Identify and assess the risks of material misstatement of the financial statements, whether due to fraud or error, design and perform audit procedures responsive to those risks, and obtain audit evidence that is sufficient and appropriate to provide a basis for our opinion. The risk of not detecting a material misstatement resulting from fraud is higher than for one resulting from error, as fraud may involve collusion, forgery, intentional omissions, misrepresentations, or the override of internal control.
- Obtain an understanding of internal control relevant to the audit in order to design audit procedures that are appropriate in the circumstances, but not for the purpose of expressing an opinion on the effectiveness of the SICAV's internal control.
- Evaluate the appropriateness of accounting policies used and the reasonableness of accounting estimates and related disclosures made by the Board of Directors of the SICAV.



Report of the Réviseur d'Entreprises Agréé / Auditor's report (continued)

- Conclude on the appropriateness of the Board of Directors of the SICAV use of the going concern basis of accounting and, based on the audit evidence obtained, whether a material uncertainty exists related to events or conditions that may cast significant doubt on the SICAV's ability to continue as a going concern. If we conclude that a material uncertainty exists, we are required to draw attention in our report of the "réviseur d'entreprises agréé" to the related disclosures in the financial statements or, if such disclosures are inadequate, to modify our opinion. Our conclusions are based on the audit evidence obtained up to the date of our report of the "réviseur d'entreprises agréé". However, future events or conditions may cause the SICAV to cease to continue as a going concern.
- Evaluate the overall presentation, structure and content of the financial statements, including the disclosures, and whether the financial statements represent the underlying transactions and events in a manner that achieves fair presentation.

We communicate with those charged with governance regarding, among other matters, the planned scope and timing of the audit and significant audit findings, including any significant deficiencies in internal control that we identify during our audit.

For Deloitte Audit, *Cabinet de Révision Agréé*

Nicolas Hennebert, *Réviseur d'Entreprises Agréé*
Partner

April 19, 2023

MAGALLANES VALUE INVESTORS UCITS

Statement of net assets as at December 31, 2022

	COMBINED	MAGALLANES VALUE INVESTORS UCITS - EUROPEAN EQUITY	MAGALLANES VALUE INVESTORS UCITS - IBERIAN EQUITY
	EUR	EUR	EUR
ASSETS			
Investments in securities at acquisition cost (note 2.f)	517,370,869.47	477,662,049.42	39,708,820.05
Net unrealised loss on investments	-35,108,056.43	-26,939,007.64	-8,169,048.79
Investments in securities at market value (note 2.d)	482,262,813.04	450,723,041.78	31,539,771.26
Cash at banks (note 2.d)	44,393,339.50	42,721,241.39	1,672,098.11
	526,656,152.54	493,444,283.17	33,211,869.37
LIABILITIES			
Investment management fees payable (note 6)	1,785,271.34	1,658,161.35	127,109.99
"Taxe d'abonnement" payable (note 3)	36,701.24	33,857.82	2,843.42
Other fees payable (note 9)	140,583.85	131,322.95	9,260.90
	1,962,556.43	1,823,342.12	139,214.31
TOTAL NET ASSETS AS AT DECEMBER 31, 2022	524,693,596.11	491,620,941.05	33,072,655.06
TOTAL NET ASSETS AS AT DECEMBER 31, 2021	455,146,135.85	410,782,896.57	44,363,239.28
TOTAL NET ASSETS AS AT DECEMBER 31, 2020	323,340,391.81	278,905,721.87	44,434,669.94

The accompanying notes form an integral part of these financial statements.

MAGALLANES VALUE INVESTORS UCITS

Statement of operations and changes in net assets for the year ended December 31, 2022

	COMBINED	MAGALLANES VALUE INVESTORS UCITS - EUROPEAN EQUITY	MAGALLANES VALUE INVESTORS UCITS - IBERIAN EQUITY
	EUR	EUR	EUR
NET ASSETS AT THE BEGINNING OF THE YEAR	455,146,135.85	410,782,896.57	44,363,239.28
INCOME			
Dividends, net (note 2.g)	13,184,555.88	11,470,005.37	1,714,550.51
Other income	238.86	238.86	0.00
	13,184,794.74	11,470,244.23	1,714,550.51
EXPENSES			
Investment management fees (note 6)	6,993,609.36	6,409,876.70	583,732.66
Depository fees, bank charges and interest (note 8)	306,413.29	286,624.92	19,788.37
Professional fees, audit fees and other expenses	490,276.13	410,220.31	80,055.82
Administrative Agent fees (note 7)	224,934.12	207,350.64	17,583.48
"Taxe d'abonnement" (note 3)	129,386.78	117,757.69	11,629.09
Transaction fees (note 2.h)	357,873.14	337,384.52	20,488.62
	8,502,492.82	7,769,214.78	733,278.04
NET INVESTMENT INCOME	4,682,301.92	3,701,029.45	981,272.47
Net realised gain/loss on sales of investments (note 2.e)	59,257,680.81	61,576,051.28	-2,318,370.47
Net realised loss on foreign exchange	-41,196.07	-41,196.07	0.00
Net realised loss on forward foreign exchange contracts	-30,727.86	-30,727.86	0.00
NET REALISED GAIN/LOSS	63,868,058.80	65,205,156.80	-1,337,098.00
Change in net unrealised appreciation/depreciation:			
- on investments	-44,485,181.38	-44,502,009.89	16,828.51
INCREASE/DECREASE IN NET ASSETS AS A RESULT OF OPERATIONS	19,382,877.42	20,703,146.91	-1,320,269.49
Proceeds from subscriptions of shares	246,897,613.53	238,925,848.77	7,971,764.76
Cost of shares redeemed	-196,733,030.69	-178,790,951.20	-17,942,079.49
NET ASSETS AT THE END OF THE YEAR	524,693,596.11	491,620,941.05	33,072,655.06

The accompanying notes form an integral part of these financial statements.

MAGALLANES VALUE INVESTORS UCITS

Statistical Information

Sub-fund Class	Currency	Number of shares outstanding	Net asset value per share	Net asset value per share	Net asset value per share
		31.12.2022	31.12.2022	31.12.2021	31.12.2020
MAGALLANES VALUE INVESTORS UCITS - EUROPEAN EQUITY					
R	EUR	1,310,103.52	160.79	152.85	124.09
I	EUR	1,362,725.44	166.74	157.65	127.34
I GBP	GBP	276,107.16	122.15	109.01	93.86
P	EUR	91,999.67	170.92	161.03	129.59
MAGALLANES VALUE INVESTORS UCITS - IBERIAN EQUITY					
R	EUR	156,127.36	126.35	129.46	109.78
I	EUR	101,809.45	131.09	133.59	112.70

Sub-fund and Share Class	Shares outstanding - beginning of year	Shares issued	Shares redeemed	Shares outstanding - end of year
MAGALLANES VALUE INVESTORS UCITS - EUROPEAN EQUITY				
R	990,549.24	712,197.04	-392,642.76	1,310,103.52
I	1,395,304.14	608,178.22	-640,756.92	1,362,725.44
I GBP	187,231.09	204,406.37	-115,530.30	276,107.16
P	93,797.67	-	-1,798.00	91,999.67
MAGALLANES VALUE INVESTORS UCITS - IBERIAN EQUITY				
R	175,893.40	39,444.24	-59,210.28	156,127.36
I	161,636.43	22,482.32	-82,309.30	101,809.45

The accompanying notes form an integral part of these financial statements.

MAGALLANES VALUE INVESTORS UCITS - EUROPEAN EQUITY

Statement of investments and other net assets as at December 31, 2022 (expressed in EUR)

Description	Currency	Quantity	Market value (note 2)	% of net assets
TRANSFERABLE SECURITIES ADMITTED TO AN OFFICIAL STOCK EXCHANGE LISTING OR DEALT IN ON ANOTHER REGULATED MARKET				
SHARES				
<i>AUSTRIA</i>				
KAPSCH TRAFFICOM	EUR	77,491.00	875,648.30	0.18
ROSENBAUER INTERNATIONAL	EUR	45,568.00	1,371,596.80	0.28
VIENNA INSURANCE GROUP	EUR	350,610.00	7,836,133.50	1.59
			10,083,378.60	2.05
<i>CAYMAN ISLANDS</i>				
SHELF DRILLING	NOK	2,421,465.00	5,078,555.23	1.03
			5,078,555.23	1.03
<i>FINLAND</i>				
NOKIA	EUR	2,753,633.00	11,914,969.99	2.42
			11,914,969.99	2.42
<i>FRANCE</i>				
BOUYGUES	EUR	346,636.00	9,719,673.44	1.98
CARREFOUR	EUR	731,859.00	11,446,274.76	2.33
FAURECIA	EUR	1,007,328.00	14,233,544.64	2.90
RENAULT	EUR	676,459.00	21,156,255.23	4.30
SAVENCIA	EUR	201,652.00	11,776,476.80	2.40
			68,332,224.87	13.91
<i>GERMANY</i>				
COMMERZBANK	EUR	2,590,836.00	22,892,626.90	4.65
COVESTRO	EUR	554,003.00	20,248,809.65	4.12
HEIDELBERGCEMENT	EUR	373,977.00	19,925,494.56	4.05
KION GROUP	EUR	440,015.00	11,779,201.55	2.40
METRO	EUR	1,115,908.00	10,182,660.50	2.07
VOLKSWAGEN PFD	EUR	90,406.00	10,525,066.52	2.14
			95,553,859.68	19.43
<i>GREECE</i>				
EUROBANK ERGASIAS SERVICES & HOLDINGS	EUR	9,237,466.00	9,745,526.63	1.98
MYTILINEOS HOLDINGS	EUR	655,435.00	13,305,330.50	2.71
			23,050,857.13	4.69
<i>IRELAND</i>				
C&C GROUP	GBP	4,001,014.00	7,905,242.69	1.61
			7,905,242.69	1.61
<i>ITALY</i>				
TELECOM ITALIA SAVING -NC-	EUR	45,648,846.00	9,508,654.62	1.93
UNICREDIT	EUR	1,412,000.00	18,740,064.00	3.81
			28,248,718.62	5.74

The accompanying notes form an integral part of these financial statements.

MAGALLANES VALUE INVESTORS UCITS - EUROPEAN EQUITY

Statement of investments and other net assets as at December 31, 2022 (expressed in EUR) (continued)

Description	Currency	Quantity	Market value (note 2)	% of net assets
<i>JERSEY</i>				
WIZZ AIR HOLDINGS PLC	GBP	521,687.00	11,198,354.52	2.28
			11,198,354.52	2.28
<i>LUXEMBOURG</i>				
ARCELORMITTAL	EUR	791,916.00	19,461,335.70	3.96
			19,461,335.70	3.96
<i>MARSHALL ISLANDS</i>				
SCORPIO TANKERS	USD	266,384.00	13,420,907.31	2.73
			13,420,907.31	2.73
<i>NETHERLANDS</i>				
ING GROUP	EUR	1,542,000.00	17,560,296.00	3.57
OCI	EUR	413,683.00	13,825,285.86	2.81
SIGNIFY	EUR	310,032.00	9,728,804.16	1.98
STELLANTIS	EUR	973,484.00	12,912,291.78	2.63
			54,026,677.80	10.99
<i>NORWAY</i>				
AKER BP	NOK	608,778.00	17,608,759.41	3.58
			17,608,759.41	3.58
<i>POLAND</i>				
ORANGE POLSKA	PLN	7,951,929.00	11,255,491.91	2.29
			11,255,491.91	2.29
<i>SWEDEN</i>				
HUSQVARNA 'B'	SEK	1,033,527.00	6,795,866.61	1.38
SKF 'B'	SEK	950,312.00	13,600,650.89	2.77
			20,396,517.50	4.15
<i>SWITZERLAND</i>				
DUFRY	CHF	214,261.00	8,356,313.53	1.70
			8,356,313.53	1.70
<i>UNITED KINGDOM</i>				
ANTOFAGASTA	GBP	941,935.00	16,407,906.20	3.34
EASYJET	GBP	3,365,798.00	12,314,018.00	2.50
NOBLE CORP 'A'	DKK	459,859.00	16,108,953.09	3.28
			44,830,877.29	9.12
TOTAL INVESTMENTS			450,723,041.78	91.68
CASH AT BANKS			42,721,241.39	8.69
OTHER NET LIABILITIES			-1,823,342.12	-0.37
TOTAL NET ASSETS			491,620,941.05	100.00

The accompanying notes form an integral part of these financial statements.

MAGALLANES VALUE INVESTORS UCITS - EUROPEAN EQUITY

Geographical and industrial classification of investments as at December 31, 2022

Geographical classification

(in % of net assets)	
Germany	19.43
France	13.91
Netherlands	10.99
United Kingdom	9.12
Italy	5.74
Greece	4.69
Sweden	4.15
Luxembourg	3.96
Norway	3.58
Marshall Islands	2.73
Finland	2.42
Poland	2.29
Jersey	2.28
Austria	2.05
Switzerland	1.70
Ireland	1.61
Cayman Islands	1.03
	91.68

Industrial classification

(in % of net assets)	
Banks and credit institutions	14.01
Automobiles	12.25
Transport and freight	7.51
Oil	6.86
Communications	6.64
Construction of machines and appliances	6.55
Construction and building materials	6.03
Food and soft drinks	4.47
Chemicals	4.12
Retail and supermarkets	4.03
Metals and minings	3.96
Stainless steel	3.34
Miscellaneous	2.81
Mining and steelworks	2.71
Electronics and electrical equipment	1.98
Tobacco and alcohol	1.61
Insurance	1.59
Public utilities	1.03
Utilities	0.18
	91.68

MAGALLANES VALUE INVESTORS UCITS - IBERIAN EQUITY

Statement of investments and other net assets as at December 31, 2022 (expressed in EUR)

Description	Currency	Quantity	Market value (note 2)	% of net assets
TRANSFERABLE SECURITIES ADMITTED TO AN OFFICIAL STOCK EXCHANGE LISTING OR DEALT IN ON ANOTHER REGULATED MARKET				
SHARES				
<i>LUXEMBOURG</i>				
ARCELORMITTAL	EUR	47,464.00	1,166,427.80	3.53
			1,166,427.80	3.53
<i>PORTUGAL</i>				
CORTICEIRA AMORIM	EUR	67,946.00	592,489.12	1.79
CTT - CORREIOS DE PORTUGAL	EUR	346,550.00	1,067,374.00	3.23
IBERSOL SGPS	EUR	298,335.00	1,646,809.20	4.98
NOS SGPS	EUR	403,568.00	1,527,101.31	4.62
SEMAPA	EUR	158,666.00	1,961,111.76	5.93
			6,794,885.39	20.55
<i>SPAIN</i>				
AENA	EUR	7,230.00	848,079.00	2.56
ALMIRALL	EUR	36,855.00	333,169.20	1.01
APPLUS SERVICES	EUR	212,480.00	1,363,059.20	4.12
BANKINTER	EUR	193,188.00	1,210,902.38	3.66
CAIXABANK SA	EUR	357,500.00	1,312,740.00	3.97
CIA DE DISTRIBUCION INTEGRAL LOGISTA	EUR	83,186.00	1,963,189.60	5.94
FAES FARMA	EUR	113,332.00	397,795.32	1.20
FOMENTO CONSTRUCCIONES CONTRATAS	EUR	144,388.00	1,273,502.16	3.85
GESTAMP AUTOMOCION	EUR	565,828.00	2,044,902.39	6.18
GRUPO CATALANA OCCIDENTE	EUR	44,186.00	1,305,696.30	3.95
IBERPAPEL GESTION	EUR	83,599.00	1,090,966.95	3.30
INDITEX INDUSTRIA DE DISENO TEXTIL	EUR	37,100.00	921,935.00	2.79
INTERNATIONAL CONSOLIDATED AIRLINES	GBP	763,000.00	1,060,951.50	3.21
LINEA DIRECTA ASEGURADORA	EUR	661,531.00	682,699.99	2.06
LINGOTES ESPECIALES	EUR	24,811.00	133,979.40	0.41
MAPFRE	EUR	810,796.00	1,467,540.76	4.44
METROVACESA	EUR	172,498.00	1,098,812.26	3.32
MIQUEL Y COSTAS Y MIQUEL	EUR	142,262.00	1,664,465.40	5.03
PROSEGUR (CIA DE SEGURIDAD)	EUR	546,372.00	968,717.56	2.93
REPSOL	EUR	109,564.00	1,627,025.40	4.92
SOL MELIA INTERNATIONAL	EUR	176,568.00	808,328.30	2.44
			23,578,458.07	71.29
TOTAL INVESTMENTS			31,539,771.26	95.37
CASH AT BANKS			1,672,098.11	5.06
OTHER NET LIABILITIES			-139,214.31	-0.43
TOTAL NET ASSETS			33,072,655.06	100.00

The accompanying notes form an integral part of these financial statements.

MAGALLANES VALUE INVESTORS UCITS - IBERIAN EQUITY

Geographical and industrial classification of investments as at December 31, 2022

Geographical classification

(in % of net assets)	
Spain	71.29
Portugal	20.55
Luxembourg	3.53
	95.37

Industrial classification

(in % of net assets)	
Construction and building materials	11.57
Insurance	10.45
Utilities	10.28
Paper and forest products	8.33
Gastronomy	7.42
Automobiles	6.59
Tobacco and alcohol	5.94
Oil and gas	4.92
Communications	4.62
Holding and finance companies	3.97
Banks and credit institutions	3.66
Metals and minings	3.53
Real Estate Shares	3.32
Aeronautics and astronautics	3.21
Retail and supermarkets	2.79
Transport and freight	2.56
Pharmaceuticals and cosmetics	2.21
	95.37

MAGALLANES VALUE INVESTORS UCITS

Notes to the financial statements as at December 31, 2022

NOTE 1

GENERAL

MAGALLANES VALUE INVESTORS UCITS (the "SICAV") is an open-ended investment company organised under the laws of Luxembourg as a *Société d'Investissement à Capital Variable* (SICAV), incorporated on December 3, 2015 under the form of a public limited liability company (*société anonyme*) under part I of the amended law of December 17, 2010, (the "2010 Law"), on undertakings for collective investment, as amended ("UCI"). The SICAV is registered with the Luxembourg trade and companies register under number B202078.

Its deed of incorporation was published in *the Memorial C* ("Memorial"), on December 15, 2015. The SICAV is subject to the provisions of the 2010 Law and of the law of August 10, 1915 on commercial companies, as amended, insofar as the 2010 Law does not derogate therefrom. The registration of the SICAV pursuant to the 2010 Law constitutes neither approval nor disapproval by any Luxembourg authority as to the adequacy or accuracy of the current Prospectus or as to the assets held in the various sub-funds.

FundPartner Solutions (Europe) S.A., a public limited company (*société anonyme*) with registered office at 15, avenue J.F. Kennedy, L-1855 Luxembourg, Grand Duchy of Luxembourg, was appointed Management Company of the SICAV as at the incorporation of the SICAV. It is a Management Company within the meaning of Chapter 15 of the 2010 Law.

a) Sub-funds in activity

As at December 31, 2022, the SICAV includes two sub-funds in activity:

- MAGALLANES VALUE INVESTORS UCITS - EUROPEAN EQUITY, denominated in Euro (EUR),
- MAGALLANES VALUE INVESTORS UCITS - IBERIAN EQUITY, denominated in Euro (EUR).

b) Significant events and material changes

A new prospectus came into force in May 2022.

In February 2022, a number of countries (including the US, UK and EU) imposed sanctions against certain entities and individuals in Russia as a result of the official recognition of the Donetsk People Republic and Lugansk People Republic by the Russian Federation. Announcements of potential additional sanctions have been made following military operations initiated by Russia against the Ukraine on February 24, 2022.

The situation, together with growing turmoil from fluctuations in commodity prices and foreign exchange rates, and the potential to adversely impact global economies, has driven a sharp increase in volatility across markets.

At the date of this report, the Board of Directors of the SICAV continues to monitor the evolving situation and its impact on the financial position of the SICAV and any of their compartments.

As of December 31, 2022 closing year-end, the SICAV was not investing through any of its sub-funds in assets exposed to Russian Federation and targeted by such international sanctions.

c) Share Classes

Share Classes offered to investors are presented in the special section of the current Prospectus of the SICAV.

MAGALLANES VALUE INVESTORS UCITS

Notes to the financial statements as at December 31, 2022 (continued)

NOTE 2

SUMMARY OF SIGNIFICANT ACCOUNTING POLICIES

a) Presentation of financial statements

The financial statements are prepared in accordance with generally accepted accounting principles and presented in accordance with the legal reporting requirements applicable in Luxembourg relating to UCI.

b) Conversion of foreign currencies for each sub-fund

Cash at banks, other net assets as well as the market value of the investment portfolio in currencies other than the currency of the sub-fund are converted into the base currency of the sub-fund at the exchange rate prevailing at the closing date.

Income and expenses in currencies other than the base currency of the sub-fund are converted into the base currency of the sub-fund at the exchange rate applicable on the transaction date.

Resulting foreign exchange gains and losses are included in the statement of operations and changes in net assets.

c) Combined financial statements

The combined financial statements of the SICAV are expressed in Euro ("EUR") and are equal to the sum of the corresponding items of the different sub-funds denominated in currencies other than EUR, converted into EUR at the exchange rates prevailing at the closing date.

d) Valuation of assets

1. Transferable securities or money market instruments quoted or traded on an official stock exchange or any other regulated market, are valued on the basis of the last known price as of the relevant valuation day, and, if the securities or money market instruments are listed on several stock exchanges or regulated markets, the last known price of the stock exchange which is the principal market for the security or money market instrument in question, unless these prices are not representative.

2. For transferable securities or money market instruments not quoted or traded on an official stock exchange or any other regulated market, and for quoted transferable securities or money market instruments, but for which the last known price as of the relevant valuation day is not representative, valuation is based on the probable sales price estimated prudently and in good faith by the Board of Directors of the SICAV.

3. Units and shares issued by Undertakings for Collective Investments in Transferable Securities ("UCITS") or UCI are valued at their last available NAV as of the relevant valuation day.

4. Accrued interest on securities is taken into account if it is not reflected in the share price.

5. Cash is valued at nominal value, plus accrued interest.

MAGALLANES VALUE INVESTORS UCITS

Notes to the financial statements as at December 31, 2022 (continued)

6. All other securities and other permissible assets as well as any of the above mentioned assets for which the valuation in accordance with the above paragraphs would not be possible or practicable, or would not be representative of their probable realisation value, are valued at probable realisation value, as determined with care and in good faith pursuant to procedures established by the Board of Directors of the SICAV.

7. All assets denominated in a currency other than the reference currency of the respective sub-fund/class are converted at the mid-market conversion rate as of the relevant valuation day between the reference currency and the currency of denomination.

e) Net realised gain/loss on sales of investments

The net realised gain/loss on sales of investments are calculated on the basis of the weighted average cost of investment sold.

f) Acquisition cost of securities

The cost of investments in securities denominated in currencies other than the base currency of the different sub-funds is calculated at the exchange rate prevailing on the acquisition date.

g) Income

Dividends are recorded net of withholding tax at ex-date. Interest is recorded on an accrual basis.

h) Transaction fees

The transaction fees represent the costs incurred by each sub-fund in connection with purchases and sales of investments.

Transaction fees include brokerage fees, bank commissions, foreign tax, depositary fees and other transaction fees. They are included in the statement of operations and changes in net assets.

NOTE 3

"TAXE D'ABONNEMENT"

In accordance with current Luxembourg Law, the SICAV is not subject to any tax on income, capital gains tax or wealth tax. However, income collected by the SICAV on securities in its portfolios may be subject to withholding tax, which in normal circumstances, cannot be reclaimed.

Nevertheless, the SICAV's net assets are subject to a subscription tax of 0.05% per annum payable at the end of each calendar quarter and calculated on the basis of the SICAV's total net assets at the end of the relevant quarter; such tax is reduced to 0.01% per annum in respect of Share Classes comprising institutional investors only (as per article 174(2) of the 2010 Law). This tax is not applicable for the portion of the assets of a sub-fund invested in other Luxembourg undertakings for collective investment already subject to "*taxe d'abonnement*".

MAGALLANES VALUE INVESTORS UCITS

Notes to the financial statements as at December 31, 2022 (continued)

NOTE 4 SUBSCRIPTION, REDEMPTION AND CONVERSION OF SHARES

Shareholders or prospective investors may subscribe for a Share Class in a sub-fund at a subscription price per share equal to:

- (a) the initial subscription price where the subscription relates to the initial subscription period, the initial subscription date or the Share Class launch date; or
- (b) the NAV per share as of the valuation day on which the subscription is effected where the subscription relates to a subsequent offering (other than the initial subscription period, the initial subscription date or the Share Class launch date) of shares of an existing Share Class in an existing sub-fund.

A Shareholder who redeems his/her/its shares will receive an amount per share redeemed equal to the NAV per share as of the applicable valuation day for the relevant Share Class in the relevant sub-fund, less, as the case may be, the redemption fee as stipulated in the relevant special section of the Prospectus and any tax or duty imposed on the redemption of the shares.

No additional subscription fee or redemption fee is charged for any of the sub-funds.

NOTE 5 MANAGEMENT COMPANY FEES

The Management Company is entitled to receive out of the assets of each Share Class within each sub-fund a management company fee of up to 0.10% p.a. on the average of the value of the NAV of the relevant Share Class over the relevant exercise and is payable quarterly in arrears with a minimum fee not exceeding EUR 50,000 p.a. per sub-fund. It is included in the statement of operations under the caption "Professional fees, audit fees and other expenses".

NOTE 6 INVESTMENT MANAGEMENT FEES

The Investment Manager is entitled to an investment management fee at the following rates:

Share Class R, I and I GBP shares: up to 2.00% p.a.
Share Class P shares: up to 1.00% p.a.

The investment management fee is based on the average of the value of the NAV of the relevant Share Class over the relevant year and is payable monthly in arrears.

NOTE 7 ADMINISTRATIVE AGENT FEES

The Administrative Agent is entitled to receive out of the assets of each Share Class within each sub-fund an administrative agent fee of up to 0.10% p.a. on the average of the value of the NAV of the relevant Share Class over the relevant year and is payable quarterly in arrears with a minimum fee not exceeding EUR 50,000 p.a. per sub-fund.

NOTE 8 DEPOSITARY FEES

The Depositary Bank is entitled to receive out of the assets of each Share Class within each sub-fund a depositary fee of up to 0.10% p.a. on the average of the value of the NAV of the relevant Share Class over the relevant year and is payable quarterly in arrears with a minimum fee EUR 50,000 p.a. per sub-fund.

MAGALLANES VALUE INVESTORS UCITS

Notes to the financial statements as at December 31, 2022 (continued)

NOTE 9 **OTHER FEES PAYABLE**

As at December 31, 2022, other fees payable include mainly management company, administration, depositary and audit fees.

NOTE10 **SWING PRICING**

The SICAV may, at its discretion, make a dilution adjustment to the Net Asset Value per shares. To mitigate the effect of dilution the Net Asset Value per share may be adjusted on any valuation day. Adjustments are however be limited to a maximum of 2.5% of the then applicable Net Asset Value per Share. The Net Asset Value of each Class in the sub-fund is calculated separately but any dilution adjustment affects in percentage terms the Net Asset Value of each Class in an identical manner.

For the year ended December 31, 2022, none of the sub-funds used the swing pricing mechanism.

NOTE11 **SUBSEQUENT EVENT**

No significant event occurred after the year-end.

MAGALLANES VALUE INVESTORS UCITS

Total Expense Ratio ("TER") (Unaudited Appendix I)

Pursuant to the "Guidelines on the calculation and disclosure of the total expense ratio (TER) of collective investment schemes" of May 16, 2008 (version of August 5, 2021) of the Asset Management Association Switzerland ("AMAS"), the Company is obliged to publish a TER for the latest 12-month period.

The TER is defined as the ratio between the total operating expenses (operating charges primarily consist of management and investment advisory fees, depositary fees, bank charges and interest, service fees, performance fees, taxes and duties) and the relevant sub-fund's / share class' average NAV (calculated on the basis of the daily average of the total net assets for the relevant year) expressed in its reference currency.

For the period from January 1, 2022 to December 31, 2022, the TER was:

Class	Currency	Annualised TER including performance fees	Annualised TER excluding performance fees
MAGALLANES VALUE INVESTORS UCITS - EUROPEAN EQUITY			
R	EUR	1.98%	1.98%
I	EUR	1.44%	1.44%
I GBP	GBP	1.19%	1.19%
P	EUR	1.09%	1.09%
MAGALLANES VALUE INVESTORS UCITS - IBERIAN EQUITY			
R	EUR	2.09%	2.09%
I	EUR	1.54%	1.54%

MAGALLANES VALUE INVESTORS UCITS

Performance (Unaudited Appendix II)

The performance per share class was calculated by comparing the net assets per share as at December 31, 2022 with the net assets per share as at December 31, 2021.

The performance was calculated at the end of each year according to the "Guidelines on the The performance was calculated by us at the end of each financial year according to the "Guidelines on the calculation and publication of performance data of collective investment schemes" of May 16, 2008 (version of August 5, 2021) of the Asset Management Association Switzerland ("AMAS").

The performance given is based on historical data, which is no guide to current or future performance. Commissions and fees levied for the issue or redemption of shares, as applicable, have not been taken into account in this performance calculation.

As at December 31, 2022, performances were the following:

Class	Currency	Performance for the financial year ending December 31, 2022	Performance for the financial year ending December 31, 2021	Performance for the financial year ending December 31, 2020
MAGALLANES VALUE INVESTORS UCITS - EUROPEAN EQUITY				
R	EUR	5.20%	23.17%	-3.82%
I	EUR	5.77%	23.80%	-3.33%
I GBP	GBP	12.05%	16.14%	2.15%
P	EUR	6.14%	24.26%	-2.96%
MAGALLANES VALUE INVESTORS UCITS - IBERIAN EQUITY				
R	EUR	-2.40%	17.93%	-13.94%
I	EUR	-1.87%	18.53%	-13.51%

MAGALLANES VALUE INVESTORS UCITS

Other information to Shareholders (Unaudited Appendix III)

1. REMUNERATION OF THE MEMBERS OF THE MANAGEMENT COMPANY

The Management Company has adopted a Remuneration Policy which is in accordance with the principles established by the law of May 10, 2016, amending the law of December 17, 2010 (the "2010 Law").

The financial year of the Management Company ends on December 31 of each year.

The table below shows the total amount of the remuneration for the financial year ended as at December 31, 2022, split into fixed and variable remuneration, paid by the Management Company to its staff.

The table has been prepared taking into consideration point 162 of section 14.1 of the European Securities and Market Authority ("ESMA") remuneration guidelines relating to the confidentiality and data protection in presenting the remuneration information.

	Number of beneficiaries	Total remuneration (EUR)	Fixed remuneration (EUR)	Variable remuneration (target or discretionary bonuses, parts remuneration) (EUR)
Total remuneration paid by the Management Company during the year 2022	23	42,129	28,504	13,625

Additional explanation :

- The beneficiaries reported are composed of the risk takers (including the 4 Conducting Officers) and the staff of the Management Company dedicated to Management Company activities for all the Funds under management, remunerated by the Management Company. In addition, the Management Company did not remunerate directly the staff of the Investment Manager, but rather ensured that the Investment Manager complies with the Remuneration Policy requirements itself.
- The benefits have been attributed according to criteria such as level of seniority, hierarchic level, or other eligibility criteria, not taking into account performance criteria, and are thus excluded from the fixed or variable remuneration figures provided above.
- Total fixed and variable remuneration disclosed is based on apportionment of Asset Under Management represented by the SICAV.
- The 2022 annual review outcome showed no exception.
- There have been no changes to the adopted remuneration policy since its implementation.

2. INFORMATION ON RISK MEASUREMENT

The sub-funds' global risk exposure is monitored by using the Commitment approach. In that respect, financial derivatives instruments are converted into their equivalent position in the underlying asset. The global risk exposure shall not exceed the sub-fund's NAV.

MAGALLANES VALUE INVESTORS UCITS

Other information to Shareholders (Unaudited Appendix III) (continued)

3. SECURITIES FINANCING TRANSACTIONS REGULATION ("SFTR")

As at December 31, 2022, the SICAV is in the scope of the requirements of the Regulation (EU) 2015/2365 on transparency of Securities Financing Transactions and of Reuse. Nevertheless, no corresponding transactions were carried out during the year referring to the financial statements.

MAGALLANES VALUE INVESTORS UCITS

Sustainable Finance Disclosure Regulation ("SFDR") (Unaudited Appendix IV)

On November 27, 2019, Regulation (EU) 2019/2088 of the European Parliament and of the Council on sustainability-related disclosures in the financial services sector was published (the "SFDR"). The SFDR aims to increase the harmonization of, and transparency towards the end investors with regard to, the integration of sustainability risks, the consideration of adverse sustainability impacts, the promotion of environmental or social characteristics and sustainable investment by requiring pre-contractual and ongoing disclosures to end investors.

The SFDR provides high-level definitions and distinguishes between several categorizations of products including "Article 8 products" which are financial products that promote, among other characteristics, environmental or social characteristics, or a combination of those characteristics, provided that the companies in which the investments are made follow good governance practices ("SFDR Article 8 Products") and "Article 9 products" which are products that have sustainable investment as their objective ("SFDR Article 9 Products").

The following sub-funds of MAGALLANES VALUE INVESTORS UCITS are categorized as financial products falling under the scope of the following SFDR articles as at December 31, 2022:

Sub-fund	Current SFDR categorization as at 31.12.2022
MAGALLANES VALUE INVESTORS UCITS - EUROPEAN EQUITY	Article 8 product
MAGALLANES VALUE INVESTORS UCITS - IBERIAN EQUITY	Article 8 product

ANNEX IV

Template periodic disclosure for the financial products referred to in Article 8, paragraphs 1, 2 and 2a, of Regulation (EU) 2019/2088 and Article 6, first paragraph, of Regulation (EU) 2020/852

Product name: MAGALLANES VALUE INVESTORS UCITS - EUROPEAN EQUITY

Legal entity identifier: 222100Z0VBNN3MAC6G14

Environmental and/or social characteristics

Sustainable investment

means an investment in an economic activity that contributes to an environmental or social objective, provided that the investment does not significantly harm any environmental or social objective and that the investee companies follow good governance practices.

The **EU Taxonomy** is a classification system laid down in Regulation (EU) 2020/852, establishing a list of **environmentally sustainable economic activities**. That Regulation does not lay down a list of socially sustainable economic activities. Sustainable investments with an environmental objective might be aligned with the Taxonomy or not.

Did this financial product have a sustainable investment objective?

Yes

It made **sustainable investments with an environmental objective**:_%

in economic activities that qualify as environmentally sustainable under the EU Taxonomy

in economic activities that do not qualify as environmentally sustainable under the EU Taxonomy

It made **sustainable investments with a social objective**:_%

No

It **promoted Environmental/Social (E/S) characteristics** and while it did not have as its objective a sustainable investment, it had a proportion of_% of sustainable investments

with an environmental objective in economic activities that qualify as environmentally sustainable under the EU Taxonomy

with an environmental objective in economic activities that do not qualify as environmentally sustainable under the EU Taxonomy

with a social objective

It promoted E/S characteristics, but **did not make any sustainable investments**



To what extent were the environmental and/or social characteristics promoted by this financial product met?

The environmental (adaptation to climate change, pollution, prevention and control, as well as sustainable use and protection of resources) and social characteristics (reduction of reputational risk, prevention of workplace accidents, human talent attraction and retention) promoted by this product are progressing satisfactorily.

Regarding exclusions, we have specific sector restrictions: we would never invest in adult entertainment/pornography, weapons of mass destruction, anti-personnel landmines, gambling or casinos, as we understand such activities contribute nothing to the progress of society, rather the opposite. On top of this, we may also have company-per-company exclusions.

Sustainability indicators measure how the environmental or social characteristics promoted by the financial product are attained.

● **How did the sustainability indicators perform?**

ENVIRONMENTAL CHARACTERISTICS	METRIC	MEASUREMENT	2022	Source
Climate change adaption	Carbon footprint	tons CO2e/ EUR M invested	2.449,81	Clarity
Pollution prevention and control	Share of non-renewable energy consumption and non-renewable	percentage	77,03%	Clarity
Sustainable use and protection of resources	Emissions of air pollutants	tons of air pollutants/ EUR M invested	3,83	Clarity
	Emissions to water	tons of emissions/EUR M invested	0,0054	Clarity
	Hazardous waste ratio	tons of hazardous waste / EUR M invested	3,07	Clarity
SOCIAL CHARACTERISTICS	METRIC	MEASUREMENT	2022	Source
Reputational risk reduction	Lack of processes and compliance mechanisms to monitor compliance	percentage	2,00%	Clarity
Prevention of accidents at work and attracting and retaining human talent	Rate of accidents	accidents / million hours worked	3,25	Clarity
	Number of days lost to injuries, accidents, fatalities or illness	working days lost / year	44.838,86	Clarity

● **...and compared to previous periods?**

Not applicable

● **What were the objectives of the sustainable investments that the financial product partially made and how did the sustainable investment contribute to such objectives?**

Not applicable

● **How did the sustainable investments that the financial product partially made not cause significant harm to any environmental or social sustainable investment objective?**

Not applicable

How were the indicators for adverse impacts on sustainability factors taken into account?

Not applicable

Principal adverse impacts are the most significant negative impacts of investment decisions on sustainability factors relating to environmental, social and employee matters, respect for human rights, anti-corruption

and anti-bribery matters.

Were sustainable investments aligned with the OECD Guidelines for Multinational Enterprises and the UN Guiding Principles on Business and Human Rights?

Not applicable

The EU Taxonomy sets out a "do not significant harm" principle by which Taxonomy-aligned investments should not significantly harm EU Taxonomy objectives and is accompanied by specific Union criteria.

The "do no significant harm" principle applies only to those investments underlying the financial product that take into account the Union criteria for environmentally sustainable economic activities. The investments underlying the remaining portion of this financial product do not take into account the Union criteria for environmentally sustainable economic activities.

Any other sustainable investments must also not significantly harm any environmental or social objectives.



How did this financial product consider principal adverse impacts on sustainability factors?

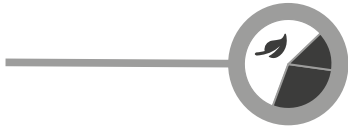
Not applicable



What were the top investments of this financial product?

The list includes the investments constituting **the greatest proportion** of investments of the financial product during the reference period which is: Year end 2022

Largest investments	Sector	% Assets	Country
Commerzbank AG	Finance	4.63%	Germany
Renault SA	Consumer	4.28%	France
Covestro AG	Process	4.10%	Germany
Heidelbergcement AG	Non-Energy	4.03%	Germany
Arcelormittal SA	Non-Energy	3.94%	Luxembourg
Unicredit S.P.A.	Finance	3.79%	Italy
Aker Bp ASA	Energy Minerals	3.56%	Norway
Ing Groep NV	Finance	3.55%	Netherlands
Antofagasta Plc	Non-Energy	3.32%	United Kingdom
Noble Corporation Plc Class A	Industrial	3.26%	United Kingdom
Faurecia Societe Europeenne	Producer	2.88%	France
Oci NV	Process	2.80%	Netherlands
Skf Ab Class B	Producer	2.75%	Sweden
Scorpio Tankers Inc.	Transportation	2.71%	Marshall Island
Mytilineos S.A.	Utilities	2.69%	Greece



What was the proportion of sustainability-related investments?

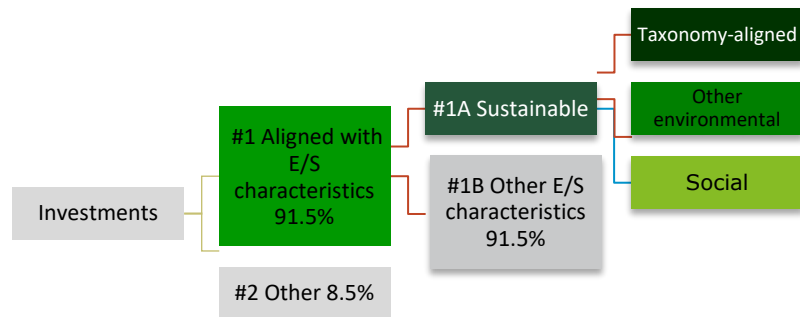
91.5% of the product portfolio would be within the group of investments adjusted to environmental or social characteristics.

This is calculated over the total net assets (total investments and cash).

● What was the asset allocation?

Asset allocation

describes the share of investments in specific assets.



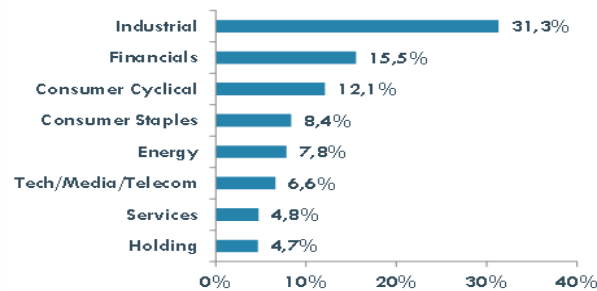
#1 Aligned with E/S characteristics includes the investments of the financial product used to attain the environmental or social characteristics promoted by the financial product.

#2 Other includes the remaining investments of the financial product which are neither aligned with the environmental or social characteristics, nor are qualified as sustainable investments.

The category **#1 Aligned with E/S characteristics** covers:

- The sub-category **#1A Sustainable** covers environmentally and socially sustainable investments.
- The sub-category **#1B Other E/S characteristics** covers investments aligned with the environmental or social characteristics that do not qualify as sustainable investments.

● In which economic sectors were the investments made?



To comply with the EU Taxonomy, the criteria for **fossil gas** include limitations on emissions and switching to fully renewable power or low-carbon fuels by the end of 2035. For **nuclear energy**, the criteria include comprehensive safety and waste management rules.

Enabling activities directly enable other activities to make a substantial contribution to an environmental objective

Transitional activities are economic activities for which low-carbon alternatives are not yet available and that have greenhouse gas emission levels corresponding to the best performance.



To what extent were the sustainable investments with an environmental objective aligned with the EU Taxonomy?

Not applicable

Does the financial product invested in fossil gas and/or nuclear energy related activities complying with the EU Taxonomy¹?

Yes

In fossil gas

In nuclear energy

No

¹ Fossil gas and/or nuclear related activities will only comply with the EU Taxonomy where they contribute to limiting climate change ("climate change mitigation") and do not significantly harm any EU Taxonomy objective - see explanatory note in the left hand margin. The full criteria for fossil gas and nuclear energy economic activities that comply with the EU Taxonomy are laid down in Commission Delegated Regulation (EU) 2022/1214.


Taxonomy-aligned activities are expressed as a share of:

- **turnover** reflects the "greenness" of investee companies today.

- **capital expenditure (CapEx)** shows the green investments made by investee companies, relevant for a transition to a green economy.

- **operational expenditure (OpEx)** reflects the green operational activities of investee companies.

The two graphs below show in green the percentage of investments that were aligned with the EU Taxonomy. As there is no appropriate methodology to determine the taxonomy-alignment of sovereign bonds*, the first graph shows the Taxonomy alignment in relation to all the investments of the financial product including sovereign bonds, while the second graph shows the Taxonomy alignment only in relation to the investments of the financial product other than sovereign bonds.



*For the purpose of these graphs, "sovereign bonds" consist of all sovereign exposures.

● **What was the share of investments made in transitional and enabling activities?**

Not applicable

● **How did the percentage of investments that were aligned with the EU Taxonomy compare with previous reference periods?**

Not applicable



are sustainable investments with an environmental objective that **do not take into account the criteria** for environmentally sustainable economic activities under Regulation (EU) 2020/852.



What was the share of sustainable investments with an environmental objective not aligned with the EU Taxonomy?

Not applicable



What was the share of socially sustainable investments?

Not applicable



What investments were included under "other", what was their purpose and were there any minimum environmental or social safeguards?

The investment strategy for the period has complied with the binding elements for the selection and holding of the companies in the sub-fund portfolio.

100% of the companies in the fund have an ESG scoring lower than 7 out of 10, as per the internal methodology specified in the fund's prospectus. These investments represent the 91.5% of the total Asset under Management. The 8.5% included in "others" is the cash held by the fund for the day-to-day operations. No minimum environmental and social safeguards were taken into account.

Therefore, there are no investments with an internal score equal to or higher than 7 that included in "others".



What actions have been taken to meet the environmental and/or social characteristics during the reference period?

As an example of our ongoing monitoring, in 2022 we held 321 meetings with companies and analysts. In these meetings, we gained a comprehensive understanding of the different companies, sectors, markets and trends. We raise our issues with the various management teams, ranging from accounting to environmental and social issues. In these meetings with companies we have revealed the "art.8" category of the fund and some of the following questions might be asked: progress in emission reductions and measures put in place, decarbonisation strategy, social, strike or community issues, management interest alignment system... If some of the answers are not in line with what we consider appropriate, we apply a penalty in our internal ESG rating for each of the companies. For example, one of our companies has an unfair variable remuneration system, given that it takes advantage of the cyclicity of the business to over-distribute at the high points of the cycle, and we have verbally informed the company of this on several occasions.

The environmental and social aspects covered vary from meeting to meeting, company to company and sector to sector. This is the result of the materiality and idiosyncrasies of each company/industry as well as the ESG news and/or developments that each company undertakes.

We have exercised our voting rights in practically 100% of the companies in which, as shareholder, we hold voting rights during the year.

In order to improve our environmental and social monitoring of the companies in the portfolio, we use the Clarity AI tool, providing us with powerful analysis and a clear reading of the sustainability impact of our companies.

Our engagement policy is publicly disclosed on our website (<https://magallanesvalue.com/wp-content/uploads/POLITICA-DE-IMPLICACION.pdf>), and the corresponding implementation via the Voting Report is updated every year in the website too (<https://magallanesvalue.com/wp-content/uploads/INFORME-ANUAL-EJERCICIO-DERECHOS-DE-VOTO-2022.pdf>).



How did this financial product perform compared to the reference benchmark?

No reference benchmark has been designated for the purpose of attaining the ESG characteristics promoted by this sub-fund.

Reference benchmarks are indexes to measure whether the financial product attains the environmental or social characteristics that they promote.

- ***How does the reference benchmark differ from a broad market index?***

Not applicable

- ***How did this financial product perform with regard to the sustainability indicators to determine the alignment of the reference benchmark with the environmental or social characteristics promoted?***

Not applicable

- ***How did this financial product perform compared with the reference benchmark?***

Not applicable

- ***How did this financial product perform compared with the broad market index?***

Not applicable

ANNEX IV

Template periodic disclosure for the financial products referred to in Article 8, paragraphs 1, 2 and 2a, of Regulation (EU) 2019/2088 and Article 6, first paragraph, of Regulation (EU) 2020/852

Product name: MAGALLANES VALUE INVESTORS UCITS - IBERIAN EQUITY

Legal entity identifier: 222100JY13F8NROIST89

Environmental and/or social characteristics

Sustainable investment

means an investment in an economic activity that contributes to an environmental or social objective, provided that the investment does not significantly harm any environmental or social objective and that the investee companies follow good governance practices.

The **EU Taxonomy** is a classification system laid down in Regulation (EU) 2020/852, establishing a list of **environmentally sustainable economic activities**. That Regulation does not lay down a list of socially sustainable economic activities. Sustainable investments with an environmental objective might be aligned with the Taxonomy or not.

Did this financial product have a sustainable investment objective?

Yes

It made **sustainable investments with an environmental objective**:_%

in economic activities that qualify as environmentally sustainable under the EU Taxonomy

in economic activities that do not qualify as environmentally sustainable under the EU Taxonomy

It made **sustainable investments with a social objective**:_%

No

It **promoted Environmental/Social (E/S) characteristics** and while it did not have as its objective a sustainable investment, it had a proportion of_% of sustainable investments

with an environmental objective in economic activities that qualify as environmentally sustainable under the EU Taxonomy

with an environmental objective in economic activities that do not qualify as environmentally sustainable under the EU Taxonomy

with a social objective

It promoted E/S characteristics, but **did not make any sustainable investments**



To what extent were the environmental and/or social characteristics promoted by this financial product met?

The environmental (adaptation to climate change, pollution, prevention and control, as well as sustainable use and protection of resources) and social characteristics (reduction of reputational risk, prevention of workplace accidents, human talent attraction and retention) promoted by this product are progressing satisfactorily.

Regarding exclusions, we have specific sector restrictions: we would never invest in adult entertainment/pornography, weapons of mass destruction, anti-personnel landmines, gambling or casinos, as we understand such activities contribute nothing to the progress of society, rather the opposite. On top of this, we may also have company-per-company exclusions.

Sustainability indicators measure how the environmental or social characteristics promoted by the financial product are attained.

● **How did the sustainability indicators perform?**

ENVIRONMENTAL CHARACTERISTICS	METRIC	MEASUREMENT	2022	Source
Climate change adaption	Carbon footprint	tons CO2e/ EUR M invested	855,66	Clarity
Pollution prevention and control	Share of non-renewable energy consumption and non-renewable energy production of investee companies from non-renewable energy sources compared to renewable energy sources	percentage	59,87%	Clarity
	Emissions of air pollutants	tons of air pollutants/ EUR M invested	2,53	Clarity
Sustainable use and protection of resources	Emissions to water	tons of emissions/EUR M invested	0,0011	Clarity
	Hazardous waste ratio	tons of hazardous waste / EUR M invested	2,53	Clarity
SOCIAL CHARACTERISTICS	METRIC	MEASUREMENT	2022	Source
Reputational risk reduction	Lack of processes and compliance mechanisms to r	percentage	0,00%	Clarity
Prevention of accidents at work and attracting and retaining human talent	Rate of accidents	accidents / million hours worked	7,19	Clarity
	Number of days lost to injuries, accidents, fatalities or illness	working days lost / year	13.306,83	Clarity

● **...and compared to previous periods?**

Not applicable

● **What were the objectives of the sustainable investments that the financial product partially made and how did the sustainable investment contribute to such objectives?**

Not applicable

● **How did the sustainable investments that the financial product partially made not cause significant harm to any environmental or social sustainable investment objective?**

Not applicable

How were the indicators for adverse impacts on sustainability factors taken into account?

Not applicable

Were sustainable investments aligned with the OECD Guidelines for Multinational Enterprises and the UN Guiding Principles on Business and Human Rights?

Principal adverse impacts are the most significant negative impacts of investment decisions on sustainability factors relating to environmental, social and employee matters, respect for human rights, anti-corruption and anti-bribery matters.

Not applicable

The EU Taxonomy sets out a "do not significant harm" principle by which Taxonomy-aligned investments should not significantly harm EU Taxonomy objectives and is accompanied by specific Union criteria.

The "do no significant harm" principle applies only to those investments underlying the financial product that take into account the Union criteria for environmentally sustainable economic activities. The investments underlying the remaining portion of this financial product do not take into account the Union criteria for environmentally sustainable economic activities.

Any other sustainable investments must also not significantly harm any environmental or social objectives.



How did this financial product consider principal adverse impacts on sustainability factors?

Not applicable



What were the top investments of this financial product?

As of end-December 2022:

The list includes the investments constituting **the greatest proportion** of investments of the financial product during the reference period which is: Year end 2022

Largest investments	Sector	% Assets	Country
Gestamp Automocion S.A.	Producer Manufacturing	6.13%	Spain
Compania De Distribucion	Transportation	5.88%	Spain
Semapa Sociedade De	Process Industries	5.88%	Portugal
Miquel Y Costas & Miquel,S.A.	Consumer Non-Durables	4.99%	Spain
Ibersol, SGPS S.A.	Consumer Services	4.94%	Portugal
Repsol SA	Energy Minerals	4.88%	Spain
NOS SGPS SA	Communications	4.58%	Portugal
Mapfre SA	Finance	4.40%	Spain
Applus + Services S.A.	Commercial Services	4.09%	Spain
Caixabank SA	Finance	3.94%	Spain
Grupo Catalana Occidente	Finance	3.91%	Spain



What was the proportion of sustainability-related investments?

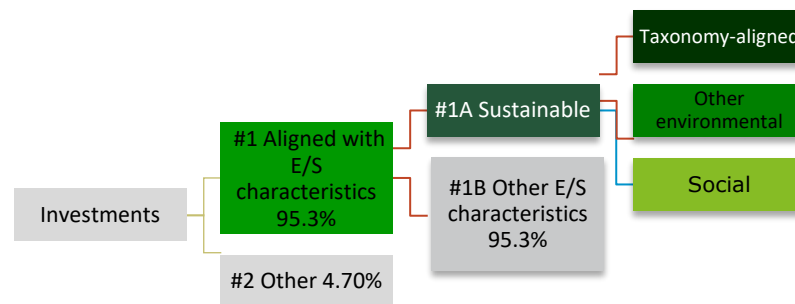
95.3% of the product portfolio would be within the group of investments adjusted to environmental or social characteristics.

This is calculated over the total net assets (total investments and cash).

● *What was the asset allocation?*

Asset allocation

describes the share of investments in specific assets.



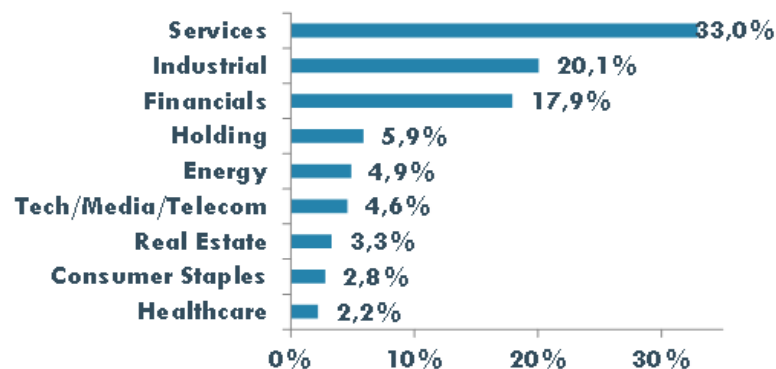
#1 Aligned with E/S characteristics includes the investments of the financial product used to attain the environmental or social characteristics promoted by the financial product.

#2 Other includes the remaining investments of the financial product which are neither aligned with the environmental or social characteristics, nor are qualified as sustainable investments.

The category **#1 Aligned with E/S characteristics** covers:

- The sub-category **#1A Sustainable** covers environmentally and socially sustainable investments.
- The sub-category **#1B Other E/S characteristics** covers investments aligned with the environmental or social characteristics that do not qualify as sustainable investments.

● *In which economic sectors were the investments made?*



To comply with the EU Taxonomy, the criteria for **fossil gas** include limitations on emissions and switching to fully renewable power or low-carbon fuels by the end of 2035. For **nuclear energy**, the criteria include comprehensive safety and waste management rules.

Enabling activities directly enable other activities to make a substantial contribution to an environmental objective

Transitional activities are economic activities for which low-carbon alternatives are not yet available and that have greenhouse gas emission levels corresponding to the best performance.



To what extent were the sustainable investments with an environmental objective aligned with the EU Taxonomy?

Not applicable

Does the financial product invested in fossil gas and/or nuclear energy related activities complying with the EU Taxonomy¹?

Yes

In fossil gas

In nuclear energy

No

¹ Fossil gas and/or nuclear related activities will only comply with the EU Taxonomy where they contribute to limiting climate change ("climate change mitigation") and do not significantly harm any EU Taxonomy objective - see explanatory note in the left hand margin. The full criteria for fossil gas and nuclear energy economic activities that comply with the EU Taxonomy are laid down in Commission Delegated Regulation (EU) 2022/1214.


Taxonomy-aligned activities are expressed as a share of:

- **turnover** reflects the "greenness" of investee companies today.

- **capital expenditure (CapEx)** shows the green investments made by investee companies, relevant for a transition to a green economy.

- **operational expenditure (OpEx)** reflects the green operational activities of investee companies.

The two graphs below show in green the percentage of investments that were aligned with the EU Taxonomy. As there is no appropriate methodology to determine the taxonomy-alignment of sovereign bonds*, the first graph shows the Taxonomy alignment in relation to all the investments of the financial product including sovereign bonds, while the second graph shows the Taxonomy alignment only in relation to the investments of the financial product other than sovereign bonds.



*For the purpose of these graphs, "sovereign bonds" consist of all sovereign exposures.

● **What was the share of investments made in transitional and enabling activities?**

Not applicable

● **How did the percentage of investments that were aligned with the EU Taxonomy compare with previous reference periods?**

Not applicable



are sustainable investments with an environmental objective that **do not take into account the criteria** for environmentally sustainable economic activities under Regulation (EU) 2020/852.



What was the share of sustainable investments with an environmental objective not aligned with the EU Taxonomy?

Not applicable



What was the share of socially sustainable investments?

Not applicable



What investments were included under "other", what was their purpose and were there any minimum environmental or social safeguards?

The investment strategy for the period has complied with the binding elements for the selection and holding of the companies in the sub-fund portfolio.

100% of the companies in the fund have an ESG scoring lower than 7 out of 10, as per the internal methodology specified in the fund's prospectus. These investments represent the 95.3% of the total Asset under Management. The 4.7% included in "others" is the cash held by the fund for the day-to-day operations. No minimum environmental and social safeguards were taken into account.

Therefore, there are no investments with an internal score equal to or higher than 7 that included in "others".



What actions have been taken to meet the environmental and/or social characteristics during the reference period?

As an example of our ongoing monitoring, in 2022 we held 321 meetings with companies and analysts. In these meetings, we gained a comprehensive understanding of the different companies, sectors, markets and trends. We raise our issues with the various management teams, ranging from accounting to environmental and social issued.

We have exercised our voting rights in practically 100% of the companies in which, as shareholder, we hold voting rights during the year.

As an example of our ongoing monitoring, in 2022 we held 321 meetings with companies and analysts. In these meetings, we gained a comprehensive understanding of the different companies, sectors, markets and trends. We raise our issues with tpeanhe various management teams, ranging from accounting to environmental and social issued. In these meetings with companies we have revealed the "art.8" category of the fund and some of the following questions might be asked: progress in emission reductions and measures put in place, decarbonisation strategy, social, strike or community issues, management interest alignment system... If some of the answers are not in line with what we consider appropriate, we apply a penalty in our internal ESG rating for each of the companies. For example, one of our companies has an unfair variable remuneration system, given that it takes advantage of the cyclicity of the business to over-distribute at the high points of the cycle, and we have verbally informed the company of this on several occasions.

The environmental and social aspects covered vary from meeting to meeting, company to company and sector to sector. This is the result of the materiality and

idiosyncrasies of each company/industry as well as the ESG news and/or developments that each company undertakes.

We have exercised our voting rights in practically 100% of the companies in which, as shareholder, we hold voting rights during the year.

In order to improve our environmental and social monitoring of the companies in the portfolio, we use the Clarity AI tool, providing us with powerful analysis and a clear reading of the sustainability impact of our companies.

Our engagement policy is publicly disclosed on our website (<https://magallanesvalue.com/wp-content/uploads/POLITICA-DE-IMPLICACION.pdf>), and the corresponding implementation via the Voting Report is updated every year in the website too (<https://magallanesvalue.com/wp-content/uploads/INFORME-ANUAL-EJERCICIO-DERECOS-DE-VOTO-2022.pdf>)



How did this financial product perform compared to the reference benchmark?

No reference benchmark has been designated for the purpose of attaining the ESG characteristics promoted by this sub-fund.

Reference benchmarks are indexes to measure whether the financial product attains the environmental or social characteristics that they promote.

- ***How does the reference benchmark differ from a broad market index?***

Not applicable

- ***How did this financial product perform with regard to the sustainability indicators to determine the alignment of the reference benchmark with the environmental or social characteristics promoted?***

Not applicable

- ***How did this financial product perform compared with the reference benchmark?***

Not applicable

- ***How did this financial product perform compared with the broad market index?***

Not applicable

